



ICAR ACCREDITATION 2020

6.5. SELF STUDY REPORT

on

VETERINARY COLLEGE AND RESEARCH INSTITUTE TIRUNELVELI



TAMIL NADU VETERINARY AND ANIMAL SCIENCES UNIVERSITY
CHENNAI – 600 051



Veterinary College and Research Institute Tirunelveli

INDEX

S. No.	Content	Page No.
6.5.1	College Administration	5
6.5.1.1	College Dean's Office Establishment	5
6.5.1.2	Monitoring Mechanism for Quality Education (on-line)	5
6.5.1.3	CC/Board of Studies	6
6.5.1.4	Anti-Ragging Cell	6
6.5.1.5	Biological waste disposal facility	6
6.5.1.6	Institutional Ethics Committee for Experiment on Animals	7
6.5.1.7	Committee for Prevention of Sexual Harassment of Women at Work Places	7
6.5.2	Faculty	7
6.5.2.1	Faculty Strength	7
6.5.2.2	Faculty Profile (department wise)	7
6.5.2.3	Credentials of the Faculty	10
6.5.2.4	Technical and Supporting Staff	10
6.5.3	Learning Resources	12
6.5.3.1	College Library (digital)	12
6.5.3.2	Laboratories, Instructional farm, Workshops, Dairy Plant, Veterinary Clinic, Hatchery, Ponds etc.	15
6.5.3.3	Student READY/ In-Plant Training / Internship / Experiential Learning Programmes	29
6.5.3.4	Curricula Delivery Through IT	29
6.5.4	Student Development	29
6.5.4.1	Student Intake and Attrition	29
6.5.4.2	Average Number of Students in Theory and Practical Classes	30
6.5.4.3	Admission Process	30
6.5.4.4	Conduct of Practical and Hands on Training	31
6.5.4.5	Examination and Evaluation Process	33
6.5.4.6	NCC/NSS/RVC Units	34
6.5.4.7	Language Laboratory	36
6.5.4.8	Cultural Center	36
6.5.4.9	Personality Development	37
6.5.5	Physical Facilities	37
6.5.5.1	Hostels	37
6.5.5.2	Examination hall	38
6.5.5.3	Sports and Recreation Facilities	38
6.5.5.4	Auditorium	39
6.5.5.5	Exhibition Hall/Museum	39
6.5.6	Research Facilities	39
6.5.6.1	Post-graduate Laboratories and Equipment	39
6.5.6.2	Research Contingency	41
6.5.7	Outcome/Output	41
6.5.7.1	Student Performance in National Examinations	41
6.5.7.2	Students Placement Profile	42
6.5.7.3	Awards/Recognitions/Certificates	42
6.5.7.4	Employability	50
6.5.8	SSR of the College must have the SSR of all its Degree Programmes (following section 6.4), then the report of the Colleges shall be considered.	50
6.5.9	Certificate	50

6.5. SELF STUDY REPORT

Name of the College : **Veterinary college and Research Institute, Tirunelveli**

6.5.1. College Administration :

6.5.1.1. College Dean's Office Establishment :

The college has separate Dean post created as per the university norms and the tenure of the post is three years. The mode of selection is open and as per the university guidelines.

Name of the Dean	: Dr. A. Palanisammi
Date of appointment	: 01.11.2019
Qualification	: M.V.Sc., Ph.D.
Academic Experience	: Assistant Professor –6 Years Assistant Professor (Senior scale) : 3 Years Associate Professor – 10 Years Professor – 4 Years and 07 months
Administrative Experience	: Professor & Head – 5 Years, 7 months and 21 days Dean – 01 Year and 11 Months

Floor space of Administrative Building

The common structures prescribed for a Veterinary College recommended by VCI are fulfilled in VCRI, Tirunelveli. The space available for Dean's chamber and other units of Office are given below:

Dean's Chamber	: $73.95 + 24.06 = 98.01$ sq. metre
Technical Officer Room	: 28.12 sq. metre
Office	: $100 + 90 + 90 = 280$ sq. metre
Committee Room	: 56.88 sq. metre
Auditorium	: 287.9 sq. metre
Other supporting units	: 294.8 sq. metre

Dean's office infrastructure facilities available

1. Photocopier machines
2. Computers and other accessories for all staff
3. Committee room
4. Vehicle shed
5. Student and staff lounge
6. Education cell

6.5.1.2. Monitoring mechanism for quality education

A) U.G. Education

- ◆ Ward counsellors for all UG students
- ◆ Monthly test and periodical evaluation of courses both offline mode and online mode
- ◆ Class assignments, recap session, regular monitoring of work book / records
- ◆ Imparting language skills by experts
- ◆ Communication and soft skill training to all students

- ◆ Exposure visits to industry and farms outside the campus
- ◆ Remedial courses for low academic profile students
- ◆ Modern pedagogical teaching methods
- ◆ Smart class room and interactive teaching
- ◆ Counselling and guidance by professionals for overall development

B) P.G. Education

- ◆ Advisory Committee
- ◆ Mid-semester evaluation
- ◆ Fortnight assessment of research work by guide / chairman/ HOD
- ◆ Research paper presentation and publication during the course
- ◆ Visit to research labs and hands on training
- ◆ Field visit

6.5.1.3. CC / Board of Studies

At university level Board of Studies is being conducted every year. Agenda pertaining to UG and PG educations is prepared and forwarded to the University level meeting. There is no college level committee

6.5.1.4. Anti-ragging cell

- ◆ Guidelines issued by the UGC, ICAR and govt. of Tamil Nadu are being strictly followed by the college every year to prevent ragging in the campus.
- ◆ Anti-Ragging committee consisting of the following members are formed every year to prevent the occurrence of ragging in the campus (Annexures-1-4)
 - o Chairman – Dean of the College
 - o Representatives of the Civil / Police Administration (Commissioner of Police, Inspector of Police and Local Thasildar)
 - o Representatives from Local Media
 - o Representative from NGO
 - o Representatives from faculty Members
 - o Representatives from Non-teaching staff
 - o Representatives from Parents
 - o Student representatives from each batch
- ◆ and turn duty for nights is also followed up to 90 days after admission of students
- ◆ Necessary documents are submitted to the university and UGC for preparedness and action taken report for the remarks of the officials visiting the campus

6.5.1.5. Biological waste disposal facility

- ◆ An agreement between Governments approved private agency and college has been in force to dispose biological waste generated in the campus on monthly charge basis. Disposal mechanism is ensured as per the TNPCB and Govt. of India norms.
- ◆ Sufficient numbers of waste collection bins and separate rooms for keeping collected materials are available in the campus
- ◆ A committee was constituted in the college including the Professors with Assistant Engineer for pollution control.
- ◆ Construction of a Sewage Treatment Plant (STP) is under progress to a cost of Rs. 25.0 Lakhs

6.5.1.6. Institutional Ethics Committee for experiment on animals

- ◆ The Institutional Animal Ethical Committee (IAEC) is formulated as per the norms of CPCSEA, Govt. of India.
- ◆ The entire research proposals will be screened by the committee and approved before commencing the work of research problem.
- ◆ Animal sheds and experiment animal houses were completed
- ◆ The animal house was registered with CPCSEA (2161/GO/Re/S/CPCSEA) on 21.04.22 for the purpose of small animal research (Annexure-5)

6.5.1.7. Committee for prevention of sexual harassment of woman at work places:

A University level committee is monitoring the sexual harassment of woman in all the units of University. In addition to University level committee, VCRI, Tirunelveli has separate committee for prevention of sexual harassment comprising of both teaching and non teaching female staff along with senior male faculties (Annexure – 6-8)

6.5.2. Faculty

6.5.2.1. Faculty Strength

Post	Sanctioned	Filled	Vacant
Dean	01	01	-
Professor	17	08	09
Associate Professor	23	14	09
Assistant Professor	47	34	13
Assistant Librarian	1	1	0
Director of Physical Education	1	1	0
Deputy Director of Physical Education	1	1	0
Total	91	60	31

6.5.2.2. Faculty Profile (Department wise) :

1. Department of Animal Nutrition					
1	Professor	1	1	0	Dr. M. Chellapandian
2	Associate Professor	1	1	0	Dr. N. Arulnathan Assistant Professor Shown against the Post
3	Assistant Professor	2	1	1	1). Dr.D. Thirumeignanam Vacant – 1
Total		4	3	1	
2. Department of Veterinary Anatomy					
1	Professor	1	1	0	Dr. S. Muthukrishnan
2	Associate Professor	1	1	0	Dr. S. Rajathi Assistant Professor, Shown against the Post
3	Assistant Professor	2	1	1	Dr. A.V. Gensis Inigo Assistant Professor (He is working at Department of VAE) Vacant – 1
Total		4	3	1	

3. Department of Animal Genetics and Breeding					
1	Professor	1	0	1	Vacant – 1
2	Associate Professor	1	1	0	Dr.T.Ravimurugan
3	Assistant Professor	2	1	1	Dr. M. Seevagan Vacant – 1
Total		4	2	2	
4. Department of Veterinary Physiology and Biochemistry					
1	Professor	1	0	1	Vacant -1
2	Associate Professor	2	2	0	1. Dr. K. Loganathasamy 2. Dr. M. Sundara Vinayaki, Assistant Professor,
3	Assistant Professor	5	2	3	1). Dr. T. Lakshmi Prasanth 2). Dr. G. Rajesh Vacant- 3
Total		8	4	4	
5. Department of Livestock Production Management					
1	Professor	1	1	0	Dr. V. Thanaseelaan
2	Associate Professor	2	1	1	Dr. S. Vasanthakumar, Assistant Professor, Shown against the Post Vacant - 1
3	Assistant Professor	1	1	0	Dr. M. Sathiyabarathi
Total		4	3	1	
6. Department of Veterinary Microbiology					
1	Professor	1	1	0	Dr. S. Malmarugan
2	Associate Professor	1	0	1	Vacant – 1
3	Assistant Professor	2	2	0	Dr. M. Prabhu Dr. N. Sweetline Anne
Total		4	3	1	
7. Department of Veterinary Parasitology					
1	Professor	1	1	0	Dr. T. Anna
2	Associate Professor	1	1	0	Dr. A. Meenakshisundaram Professor (CA) Shown against the Post
3	Assistant Professor	2	1	1	Dr. K. Sumathi Vacant – 1
Total		4	3	1	
8. Department of Veterinary Pathology					
1	Professor	1	1	0	Dr. R. Thangathurai
2	Associate Professor	2	0	2	Vacant – 2
3	Assistant Professor	3	3	0	Dr. K. Gopal, Dr. V. Kumar Dr. T. Mohanapriya
Total		6	4	2	

9. Department of Veterinary Pharmacology and Toxicology					
1	Professor	1	0	1	Vacant – 1
2	Associate Professor	1	1	0	Dr. V. Sureshkumar, Assistant Professor Shown against the Post
3	Assistant Professor	2	2	0	Dr. V. Ramakrishnan Dr. S. Sakthi Karthikeyan
Total		4	3	1	
10. Department of Animal Husbandry & Extension Education					
1	Professor	1	0	1	Vacant - 1
2	Associate Professor	1	1	0	Dr. S. Senthilkumar
3	Assistant Professor	2	2	0	1). Dr. M. Boopathy Raja 2). Dr. R. Sangameswaran
Total		4	3	1	
11. Department of Livestock Products Technology					
1	Professor	1	0	1	Vacant – 1
2	Associate Professor	1	1	0	Dr. M. Anna Anandh
3	Assistant Professor	2	1	1	1). Dr. M. Sutha Vacant - 1
Total		4	2	2	
12. Department of Veterinary Public Health and Epidemiology					
1	Professor	1	1	0	Dr. G. Balakrishnan Professor(CA)
2	Associate Professor	1	0	1	Vacant – 1
3	Assistant Professor	2	2	0	1).Dr. S. Rajagunalan, 2).Dr. A. Sundar
Total		4	3	1	
13. Dept. of Veterinary Obstetrics and Gynecology					
1	Professor	1	0	1	Vacant - 1
2	Associate Professor	2	0	2	Vacant – 2
3	Assistant Professor	3	3	0	1). Dr. M. Murugan 2). Dr. K. Ravikumar 3) Dr. A. Ganesan
Total		6	3	3	
14. Dept. of Veterinary Medicine					
1	Professor	1	0	1	Vacant - 1
2	Associate Professor	2	1	1	Dr. S. Saravanan Vacant – 1
3	Assistant Professor	3	2	1	Dr. R.C. Sundararajan Dr. E. Madhesh Vacant – 1

Total		6	3	3	
15. Dept. of Veterinary Surgery and Radiology					
1	Professor	1	0	1	Vacant – 1.
2	Associate Professor	2	1	1	Dr. S. Kokila Assistant Professor Shown against the Post Vacant – 1
3	Assistant Professor	3	3	0	1). Dr. A.R. Ninu 2). Dr.M. Vijayakumar 3). Dr. N. Krishnaveni
Total		6	4	2	
16. Livestock Farm Complex					
1	Professor	1	1	0	Dr. S.C. Edwin,
2	Associate Professor	1	1	0	Dr. G.M. Sivakumar
3	Assistant Professor	7	5	2	1).Dr. M. Murugan, Professor Shown against the Post 2).Dr. S. Ganesh Kumar 3).Dr. K. Nalini 4).Dr. R. Selvam 5).Dr. P. Kanagaraju Vacant - 2
Total		9	7	2	
17. Veterinary Clinical Complex					
1	Professor	1	0	1	-
2	Associate Professor	1	1	0	Dr. M. Balagangathara thilagar
3	Assistant Professor	4	2	2	1).Dr. Chhavi Gupta 2).Dr. D. Vishnugurubaran Vacant - 2
Total		6	3	3	
Grand Total		87	56	31	

6.5.2.3. Credentials of the faculty : (Annexure 9)

6.5.2.4. Technical and supporting staff

S. No	Name of the Post	Sanctioned Strength	Staff in Position	No. of Vacancy	Name of the Incumbent holding the post
A. Dean's Office					
1	Dean	1	1	0	Dr. A. Palanisammi
2	Administrative Officer	1	1	0	Selvi. S. Santhi
3	Accounts Officer	1	1	0	Tmt. K. Santhi
4	Assistant Accounts Officer	1	0	1	Vacant
5	Superintendent	2	2	0	Selvi.C.Kalyani Th. M. Murthy

6	Farm Manager	3	2	1	Th. R. M. Karthick Working at L.F.C, VCRI,TNI Selvi. S. Sarmila Working at L.F.C, VCRI, TNI Vacant-1
7	Assistant Programmer	1	1	0	Tmt. C. Amutha
8	Assistant	6	3	3	1) Tmt. A. Anandavalli 2) Thiru. K. Augustin 3) Tmt. R. Indira Vacant- 3
9	Junior Assistant/Typist	19	0	19	Vacant – 19
10	Laboratory Technician	16	2	14	Tmt. A. Priyadharshini Technician Grade II Shown against the Post Thiru G. Bala Hariharasudhan Agricultural Assistant Shown against the Post Vacant – 14
11	Driver (transferred alongwith post and budget from PRS)	1	1	0	J. Murugesan, (SG)
12	Attender	1	1	0	Thiru. S. Srimurugan
13	Laboratory Assistant	5	0	5	Vacant – 5
14	Animal Attendant	8	0	8	Vacant – 8
15	Attendant	12	2	10	1.Thiru M. Murugan (Spl.Gr.) 2.Thiru. C. Lenin Murugan, Basic Servant Shown against the Post Vacant – 10
Total		78	17	61	

B. Engineering Section					
1	Assistant Engineer	1	1	0	Thiru. P. Sundaravadivelu
2	Technical Assistant (Electrical)	1	1	0	Th.R. Senthil Thangam
3	Electrician	1	1	0	Thiru. E. Arumugam
4	Plumber	1	1	0	Th. P. Balasubramanian
Total		4	4	0	
C. Library					
1	Asst. Librarian	1	1	0	Dr. S. Kopperundevi
Total		1	1	0	
D. Physical Education					
1	Deputy Director of Physical Education	1	1	0	Dr. Pon. Solai Pandian Assistant Director of Physical Education - Shown against the Post
Total		1	1	0	

E. Livestock Farm Complex					
1	Superintendent	1	1	0	Tmt. K .Amutha
2	Junior Assistant	1	0	1	Vacant -1
3	Typist Grade-I	1	0	1	Vacant – 1
4	Driver	2	2	0	Thiru A. Ravi Thiru. M. Robert Thomas
5	Attender	1	1	0	Th. M. Sivakumar
6	Technician Grade-II	1	1	0	Thiru M. Senthilkumaran Laboratory Assistant Shown against the Post
7	Provincialized Mazdoor	4	0	4	Vacant – 4
Total		11	5	6	
F. Veterinary Clinical Complex					
1	Assistant	1	-	1	
2	Typist	1	-	1	
3	Attendant	2	-	2	
Total		4	-	4	
Grand Total		99	28	71	

In addition to the above-mentioned permanent employees, the following personnel to be outsourced as per the G.O.Ms.No.222,AHD &F Dept.dt: 20.12.2012

1	Driver (TEXCO)	3	3	0
2	Audio Visual Technician	1	0	1
3	Imaging Technician	1	0	1
4	Artist-cum-Photographer	1	0	1
5	Plumber	1	0	1
Total		7	3	4

6.5.3. Learning resources

6.5.3.1. College library (digital)

❖ Floor Area available

Total Area : 2081 Sq.ft.

1. Reading and Books Stack Room : 916 Sq. ft
2. Periodical Section : 570 Sq. ft
3. Browsing Section : 413 Sq. ft
4. Faculty Room : 182 sq. ft

❖ Location of the library: Campus/Off Campus (if so, address)

At present, Library is functioning at the first floor of the Administrative building. The services offered by the library include lending of books, reference, reprography, Online Public Access Catalogue, e-Library services etc., for the benefit of the library users.

❖ Present staff position (Sanctioned and in place.)

S.No.	Name of the Post	Sanctioned Strength	In Position	Vacant
1	Officer In-Charge Library		01	-
2	Assistant Librarian	01	01	-
3	Attender		01	-
4	Basic Servant		01	-

❖ Availability of Wi-Fi with speed/ band width:

NMICET 10 Mbs Speed Broadband BSNL

❖ No. of computers with internet available for students:

At Present, one server system and 8 Computer terminals have been provided for the library users for OPAC.

Books (Nos.)

❖ Total number of books : 3175

❖ For issue : 2852

❖ For reference : 323

Journals Subscribed

❖ Online e-Journals : 3965 (access through CeRA)

❖ Online e-books : 400

❖ Physical (Hard copy) : 7

Periodicals, dailies, magazines and others (Nos. according to category)

❖ No. of journals:7

❖ No. of magazines:7

❖ No. of newsletters:3

❖ No. of daily news

❖ papers : 7

❖ No. of CD's :55

❖ No. of back volumes: 51

❖ No. of Vet e- books: 69

Seating capacity: (Maximum number of students at any given time)

Library Reading Hall and periodical section – 60 Numbers

Latest technology and innovations: (each in bullet points under each heading)

Lending

“KOHA - Integrated Library Management System”. : Circulation activities of the library (books issue, renewal and return) had been automated using “KOHA Integrated Library Management System”. The University Officers, Professors and Associate Professors can eligible to borrow 12 books and Assistant Professors can borrow 6 books at a time for a period of 30 days from the library. The UG students are eligible to borrow three books at a time for period of 10 days.

RFID Technology:

RFID Technology of Document Identification and Library Security System have been implemented for the library functions and services, along with the following facilities:

- ❖ RFID Tags for protecting the documents
- ❖ RFID Reader for Circulation transactions
- ❖ RFID Antenna Alarm Gate

Preservation of documents/ binding

The frequently used text books, reference books , journals have been given for binding regularly and kept for the use of the students and staff.

Institutional Repository

The research publications and report of completed research projects carried out at VCRI, TNI collected and the hard copies were kept at the library, VCRI,TNI as institutional repository

Digital access

- ❖ **VET e-books** : Veterinary Science electronic books is the collection of flip books developed for B.V.Sc. & A.H., Degree Curriculum (Number : 69).
- ❖ **PAVES** (Programme for assessing Veterinary Education of students): It is a rapid assessment tool for evaluating the knowledge of students and graduates in Veterinary and Animal Science. (Questions with solutions in Veterinary and Animal Sciences).

Book and periodical arrangements

The resources of the library in terms of books and other publications have been catalogued and the Online Public Access Catalogue (OPAC) of the library is made available through the Library Network.

Online Public Access Catalogue (OPAC)

The resources of the library in terms of books and other publications have been catalogued and the Online Public Access Catalogue (OPAC) of the library is made available through the Library Network.

Photocopying

Photocopying, Printing and scanning facilities are available to the library users at nominal charges. To improve the services, a multi-colour multi-functional digital copier (scanner, printer and copier) had been added. The students and staff are utilizing the facilities for their reprographic requirements.

CeRA (Consortium for e-Resources in Agriculture) facility

In addition to its own collections, the VC & RI library has access to Consortium for e-Resources in Agriculture (CeRA), an online journal consortium funded under NAIP of ICAR. CeRA provides access to about 3965 online journals covering various disciplines of agricultural sciences including veterinary and animal sciences.

Krish-kosh and others

The faculties , scientists and students of TANUVAS are access the Krishi – kosh (Digital Repository of Indian National Agricultural Research System). The unique repository of knowledge in agriculture and allied sciences having collection of old and valuable books , institutional publications , technical bulletins , project reports , lectures, thesis, records and various documents spread all over the country in different libraries of ICAR Research institutions.

OTHERS

- ❖ **Electronic Surveillance System:** Electronic surveillance system has been installed in the library to ensure proper safety and security of the valuable library collection. The system consisting of IR surveillance cameras and monitors to help the library administration to track the movements of the library users.
- ❖ **E-gate :** A finger based biometric attendance system has been available at the Library.
- ❖ **Installation of Endnote software in Library:** Installation of Endnote software (Commercial Reference management software used to manage bibliographies and references) at library computer
- ❖ Working hours and arrangements during holidays:

The library is open from 9.15 a.m. to 7.00 p.m. on week days and 10.00 a.m. to 1.00 p.m. on Saturdays.

6.5.3.2. Laboratories, Instructional farm, Workshops, Dairy Plant, Veterinary Clinic, Hatchery, Ponds etc.

A) Livestock farm complex

- ❖ Located within the campus
- ❖ Area (Sq. m): 20 ac
- ❖ Species maintained:

Type of animal	Number	Purpose
Bovine	32	Teaching purpose
Ovine	99	Teaching purpose
Caprine	128	Teaching purpose
Swine	27	Teaching purpose

Type of birds	Number	Purpose
Egg-type chicken	79	Teaching purpose
Crossbred Native chicken	459	Teaching purpose
Japanese Quail	1,219	Teaching purpose

- ❖ Fodder facilities

Type of fodder	Area cultivated	Harvest details (tonnes / month)
CN Hybrid grass	5 ac	30 tonnes/month
Fodder Sorghum	6 ac	
Desmanthus	0.5 ac	

❖ Types of animal sheds

Description (pen and run, etc)	No. of sheds	Area (Sq. m)	No. of animals/ sq. m	Modern intervention practiced
Dairy shed and Paddock	One	170 sq.m	6.8 sq.m / animal	Machine milking Feeding of area specific mineral mixture
Goat shed (Pen and Run system of rearing)	2 Nos.	280 sq.m	3 sq.m / animal	Raised platform rearing
Sheep shed (Pen and Run system of rearing)	3 Nos.	280 sq.m	3.4 sq.m/ animal	Feeding of area specific mineral mixture
Piggery shed	2 nos.	556 sq.m	15.5 sq.m/ animal	Early weaning at 42 days of age Swill feeding – Students Entrepreneurial training programme Desmanthus feeding to reduce feed cost Selective breeding to minimise inbreeding
Horse stable	2 pens	28 sq.m	14 sq.m /animal	Pen and paddock system of rearing
Chicken Sheds	3	850 sq.mt	0.2 sq.m. per adult bird	Deep litter Pens and cages
J. Q. shed	1	150 sq. mt.	0.02 sq.m. per adult bird	Cages

❖ Facilities for student instruction:

Description (class rooms/ mini halls/ etc)	No. available	Area (sq. m)	capacity	Audio-visual aids/ smart boards if any present
Class room	One	140 sq.m	40 students	LCD projector and Black board Audio-visual aids AC hall

B) Veterinary Clinical Complex

Physical facilities

S. No.	Units	Space Sq m	Name of the equipments	Utility of the equipment in brief
1	Registration Counter	28	Computer system with printing facilities	Digitalization of registration counter with software facility
			Inverter and Tubular battery	For power back up
			Case sheet holders (5 no)	For maintain the case sheets
			Biometric attendance system	For staff

2	SAC OP Medicine with power back up facility	111.60	Vaccination Cabin	For the Vaccination of the small animals
			Cabins with Examination tables (8 no.) and IV infusion stands	For detailed examination of the animals
			Medicine trolley (3 no.)	For keeping the medicine and general examination equipment
			Storwel plain (1no.) Instrument cabinet (1 no.)	For storing the consumables for the ward use
			Sterilizer	For sterilizing the needles and syringes
			Special Examination unit with facility of oxygen therapy <ul style="list-style-type: none"> • Indirect ophthalmoscope • Portable Slit lamp Microscope • Direct ophthalmoscope • Woods lamp • Microscope • ECG 	For special diagnostic examination of the animals
			Digital weighing machine	To calculate the dose of medicines
3	ICU with power back up facility	28.00	BP Doppler	Monitor BP
			Cabins with Examination tables (2 no.) and IV infusion stands	For detailed examination of the animals
			Instrument trolley (2 no.)	For keeping the medicine and general examination equipment
			Crash cart (1 no.)	For storing the consumables for the ward use
			Storwel plain (1no.)	For storing the consumables for the unit use
			Laryngoscope set	For examination of larynges and fixing of endotracheal tubes
			Otoscope digital	For detailed examination of ear
			Blood Pressure Monitor- Doppler	Blood pressure Monitor
			Centralized oxygen therapy unit	For treating critically ill patients

			Critical care monitor with accessories	For treating and observing the critically ill patients
			Pulse oximetre	For treating and observing the critically ill patients
			Vital sign monitor	For treating and observing the critically ill patients
			Ambu's silicon respirator	For treating and observing the critically ill patients
			Suction	For treating and observing the critically ill patients
			Storwel plain (1no.) Instrument cabinet (1 no.)	For storing the consumables for the ward use
4	SAC OP OG	37.10	Small animal obstetrical instruments	To attend Obstetrical cases in small animals
			Cabins with Examination tables (2 no.) and IV infusion stands	For detailed examination of the animals
			Instrument trolley (2 no.)	For keeping the medicine and general examination equipment
			Storwel plain (1no.)	For storing the consumables for the unit use
			Sterilizer	For sterilizing the needles and syringes
5	SAC OP Surgery with power back up facility	71.16	Cabins with Examination tables (4 no.) and IV infusion stands	For detailed examination of the animals
			Medicine trolley (2 no.)	For keeping the medicine and general examination equipment
			Storwel plain (1no.) Instrument cabinet (1 no.)	For storing the consumables for the ward use
			Sterilizer	For sterilizing the needles and syringes
			Small animal surgical instruments (minor set) (major set)	For attending minor and major surgical cases in OP
			Nail clipping facilities	For nail clipping of dogs
			Oxygen therapy facility	To stabilize the trauma cases
			Digital weighing machine	To calculate the dose of medicines
6	Ultrasonography Unit with power back up facility	25.00	Colour Doppler Ultra sound with external printing facilities	Disease diagnosis
			Echocardiograph	Diagnosis of cardiac diseases
			Cabins with Examination tables (2 no.)	For restraining the animals
			Storwel plain (1no.)	For storing the consumables and probes for the ward use

7	Infectious ward with power back up facility	35.00	Cabins with Examination tables (4 no.) and IV infusion stands	For detailed examination of the animals
			Medicine trolley (1 no.)	For keeping the medicine and general examination equipment
			Storwel plain (1no.)	For storing the consumables for the ward use
			Sterilizer	For sterilizing the needles and syringes
			Digital weighing machine	To calculate the dose of medicines
8	OT with power back up facility	112.00	Small Animal Anaesthetic machine with vaporiser	Inhalant anaesthesia
			Adonis Mobile Surgical C- Arm	Radiography
			OT light (shadow less lamp)	Light source for performing surgery
			Hydraulic table (2 no.)	For operating animals
			Oxygen therapy facility	For quick stabilization of animals
			Stretcher (2 no.)	For transferring the sedated animal to and from OT
			Examination table (1 no.)	For recovery of animal
			Cash cart (1 no.)	For storing the consumables for the ward use
			Medicine trolley (2 no.)	For keeping the medicine and general examination equipment
			Instrument trolley (2 no.)	To keep instruments
			Mayos table (2 no.)	To keep set for during surgery
			Storwel plain (2 no.)	For storing the consumables for the ward use
			Cautery set	To control bleeding during surgery

9	Endoscopy unit with power back up facility	47.50	Cabins with Examination tables (2 no.) and IV infusion stands	For detailed examination of the animals
			Endoscope with Accessories	Diagnosis GI and respiratory tract diseases
			Medicine trolley (1 no.)	For keeping the medicine and general examination equipment
			Storwel plain (1no.)	For storing the consumables for the ward use
			Oxygen therapy facility	For quick stabilization of animals
10	X- ray unit	40.00 + 10.20	X ray machine and CR facility belongs to Dept. of VSR, VCRI, Tirunelveli	Functioning is maintained at VCC, VCRI, Tirunelveli
11	Physiotherapy Unit	40.00	Laser and Infrared Therapy	For treating chronic wound
			Short wave diathermy unit	For treating spinal injury cases
			Ultrasound therapy	For treating muscular and deep pain
			Cabins with Examination tables (2 no.)	For restraint the animals
12	Large animal OP Unit	102.55 + 148.50	Fork Lift	Lifting the downer animal and transport of animal
			Sling for Downer cows	Lifting the downer animal
			Ferroscope	For diagnosis of metallic foreign body in large animal
			Travis (6 no.)	For restraining the animal
			Examination table (8 no.)	For restraining the small ruminants
			Instrument trolley (6 no.)	For keeping the medicines and instruments
			Digital weighing machine	To calculate the dose of medicines

	LAC OP OG		Vaginal Speculum (large) Vaginal Speculum (Small)	For vaginal examination of large animals
			AI guns (3 no.)	For performing AI
			Cryocans (3 no.)	For storing the semen straws
			Obstetrical instruments	For attending obstetrical cases
			Sterilizer	For sterilizing the needles and syringes
	LAC OP S		Large animal surgical set	For attending major and minor surgical cases
			Sterilizer	For sterilizing the needles and syringes
			Burdizzo’s Castrator Baby Burdizzo’s Castrator	For castration in large and small ruminants
	LAC OP M		Sterilizer	For sterilizing the needles and syringes
			Rumen extraction pump with stomach tubes (large and small)	For treating bloat and acidosis cases
			Mouth gags	For oral examination of animals
			Milk checker	For diagnosis of mastitis
			Nasogastric tubes	For treating GI track affections in horses
			Large animal ECG Machine	For ECG in large animals
13	Pharmacy	30.65	Cupboards	For storing medicines and consumables
			Storwel plain (1no.)	For storing the anaesthetic for the ward use
			Refrigerator with back up facility	For storing vaccines and maintain the cold chain
			Computer with software	To maintain the stocks digitally
14	Centralized Clinical Laboratory with power back up facility	28.00 + 37.10	Blood analyser	Blood analysis
			Binocular microscope (6 no.) Binocular microscope (5 no.)	For microscopical examination of blood, urine, faecal etc. samples
			Trinocular microscope with endocamera	For microscopical examination of blood, urine, faecal etc. samples and for UG teaching

			Urine analyser with coagulometer	For examination of urine samples
			Blood gas analyser with immunoassay analyser	For the estimation of blood gas concentration (PCO ₂ , PO ₂) For estimation blood hormone levels
			Monopan balance	For measuring the chemicals and reagents
			Centrifuge (2 no.)	For processing of different samples
			Refrigerator (2 no.)	For storing kit and samples For storing reagents
15	Seminar hall	60.00	Podium	For clinical case presentation for the students
			Projector with motorized screen	For clinical case presentation for the students
16	General hospital facility		Generator	For operating the diagnostic tools during power cut
			CCTV surveillance unit	For vigilance purpose
			Fire extinguisher facilities	To control fire accidents
			Reception area with LED TV and DVD facility	To educate the animal owners about hospital activities and rearing
			Large animal and Small animal units cleaning machines	To clean the hospital premises
			Grass cutting machine	To clean the bushes in and around hospital
			RO water purifier machines	For portable water supply to public and students

Clinical services

In addition to the above-mentioned permanent employees, the following personnel to be outsourced as per the G.O.Ms. No.222,AHD &F Dept.dt: 20.12.2012	2014-15	2015-16	2016-17	2017-18	2018-19	2019-20 (up to 30.11.19)
Small animals						
Dogs	5029	5312	6790	9239	12397	10193
Cats	156	76	24	106	159	180
Birds	1062	299	427	452	553	385
Others	82	23	-	32	44	20

Small Ruminants						
Calves	200	300	122	222	374	296
Sheep	1109	809	446	1339	1244	910
Goat	3492	2292	4078	6034	9246	6400
Others	51	-	-	7	21	7
Large animals						
Cattle	925	1551	3569	3384	4856	4150
Buffalo			-	28	38	54
Horses	47	21	7	52	137	88
Total	12153	10683	15463	20895	29069	22683
Average/per day	33.29	29.26	42.36	57.24	79.64	94.5

Casualty and Emergency services

- ❖ Casualty and emergency services are provided from 11.30 am to 4.00 pm at VCC, VCRI Tirunelveli.

Working hours and arrangement on Govt. holidays

- ❖ Working OP hours are 8.00 am to 11.30 am
- ❖ Emergency hours are 11.30 am to 4.00 pm
- ❖ On Govt. Holidays and on Saturday and Sunday: 8.00 am to 11.30 am
- ❖ Holiday turn duty for the Clinicians on rotation basis
 - Medicine OP: One faculty in the discipline of Veterinary Medicine on rotation basis
 - Surgery OP: One faculty in the discipline of Veterinary Surgery and Radiology on rotation basis
 - OG OP: One faculty in the discipline of Veterinary Gynaecology and Obstetrics on rotation basis

UG education / Hands on training / Practicals

- ❖ UG students has to attend and examine a case in Medicine / Surgery / Gynaecology and Obstetrics/ diagnostic laboratory. Students has to do clinical examination of the particular case, diagnose the case and he has to do the necessary laboratory tests if needed to that particular case. The students are being evaluated based on their diagnosis of the case and the clinical management of the case.
- ❖ Students are being provided with hands on training in various laboratory techniques they have to do all tests as part of the curriculum.

C) Individual Departments

i) Department of Animal Nutrition

S. No.	Laboratories	Number of labs (insert many rows needed)	Space (sq. m)	Instruments above two lakhs, List names and numbers (insert as many rows as needed)	Specialty/ Specific purpose of the lab
1	UG	UG Lab	126.02	Kelplus-Automatic Protein Estimator	Estimation of Protein in feeds and feed ingredients
				Soxplus-Automatic Fat Estimator	Estimation of ether extract in feeds and feed ingredients
				Fibra plus-Automatic Fibre Estimator	Estimation of fibre in feeds and feed ingredients
2	PG	PG Lab	82.69	Near Infra-Red Reflectance Spectroscopy (NIRS)	Ingredient Rapid analysis of proximate principles in feeds and feed ingredients

ii) Department of Animal Genetics and Breeding

1	UG	Computer lab	107	-	UG education
		Genetics lab	75	-	UG education

iii) Department of Livestock Production Management

1	UG	Laboratory	112.50	--	Displaying animal handling equipments and livestock charts Conducting practical classes for UG students
		Museum	111.20	--	Displaying livestock housing models and breed charts of different livestock and poultry species
2	PG	-Nil-	--	--	
3	Others, if any	--	--	--	

iv) Department of Livestock Production Technology

1	UG	Dairy Technology Lab - 01	1500	Nil	Teaching, demonstration and production of value added milk products
		Meat Technology Lab	1200	1. Double Beam UV – Vis Spectro Photometer – 01 2. Sausage Maker – 01 3. Bowl Chopper – 01	Teaching, demonstration and production of value added meat products
		Slaughter hall	1200	1. Over Head Rail System with Accessories – 01 Unit	Slaughter and dressing of different food animals and poultry species

v) Department of Veterinary and Animal Husbandry Extension Education

1	UG	i. Audio-visual technology lab.	57.60	Nil	To familiarise the students about AV Aids
		ii. Photography-cum-graphic unit, projection unit etc.	57.60	Nil	To expertise the students in photography and Video graphy
		iii. Group discussion chambers/mini seminar room	57.60	Nil	To conduct mock group discussion during UG Practical Classes
		iv. Museum-cum-livestock advisory unit	57.60	Nil	To mould the students for client dealing

vi) Department of Veterinary Anatomy

1	UG	Osteology and Arthrolgy	89.25		
		Dissection Hall	115.50		
		Histology and Embryology Laboratory (Functioning under Veterinary Physiology and Biochemistry)	89.25		
		Research Laboratory (Functioning asn Histology and Embryology Laboratory)	89.25	Leica Manual Rotary Microtome – 1	Microslide Preparation
		Dissection Specimen Store	37.63		
		Museum	37.20		

vii) Department of Veterinary Gynaecology and Obstetrics

1	UG	Gynaecology lab	89.25 m ²		For UG education and AI training
		Andrology Lab	89.25 m ²		For UG education and AI training
2	PG	PG lab with Seminar hall	89.25 m ²	Stereo Zoom Microscope with accessories- One	For advanced research
3	Others, if any			Portable Ultrasound machine - One	For UG education and Clinical application

viii) Department of Veterinary Medicine

1	UG	Bacteriology & Mycology Lab	903.84 sq.ft.	Deep freezer -40 (Vertical HAIER model DW 40L 508) 1no.	For storing isolates and biologicals
				Vertical Laminar air flow (Klenflow, model 15602-48-30-30)	For bacteriological and mycological culture work
		Virology Lab	301.28 sq.ft.	Vertical Laminar air flow (Klenflow, model 15602-48-30-30)	For virology and cell culture work
				Co2 Incubator	Cell culture work
		Veterinary Immunology Lab	903.84 sq.ft.	Mastercycler – PCR machine	To amplify segments of DNA for the molecular diagnosis of diseases
				Gel Documentation system – Gelstan1312	To visualize the PCR products
		Sterilization, Cleaning & washing and Media preparation	451.92 sq.ft.	Horizontal Cylindrical high pressure sterilizer-NATSTEEL 20HA/E/SD	To sterilize the culture media
2	Others, if any	Veterinary University Disease Diagnostic Laboratory (VUDDL)	1085.68 sq.ft.	ELISA Reader	To read the OD values in ELISA plates for the serological diagnosis of diseases
				Refrigerator Centrifuge : Eppendorf 5804-R	For isolation of DNA and RNA.
				Deep freezer (-86oC) (Vertical HAIER model DW 86L 388A)	For storing isolates and biologicals

				Distilled water plant(Ultrapur water purification system:Direct Q3 Millipore)	For usage of purified water to carry out the laboratory works
				Laminar air flow (Class-II) Bio contaminant work station(Klenzaid), model -Bioklenz1590B-48-24-24)	Sterile environment for cultivation and diagnosis of Microbes
				Autoclave: Horizontal Cylindrical high pressure sterilizer-NATSTEEL 20HA/E/SD	To sterilize the culture media

ix) Department of Veterinary Parasitology

	UG	Helminthology Lab	903.84 Sq. Ft.	NIKON All in one Microscope (Bright field Microscope with Phase contrast, with Dark field, Ultra Violet an UV assembly) & Projection accessories	For UG teaching and Practical demo, hands on training to students, Farmers training
		Parasite's Museum	903.84 Sq. Ft.		
		Entomology & Protozoology lab - 600 sq.ft	903.81 Sq. Ft.		

x) Department of Veterinary Physiology and Biochemistry

1	UG	Physiology	111.5		UG teaching & Research
		Biochemistry	83.6		UG teaching & Research
		Analytical Biochemistry Lab	83.6	UV - visible – Spectrophotometer – 1 No.	UG teaching & Research

xi) Department of Veterinary Public Health and Epidemiology

1	UG	Milk hygiene Lab	189	Fluorescent microscope	Teaching
		Meat hygiene Lab	189		Teaching
		Epidemiology cum zoonoses Lab	189	ELISA reader	Diagnostic

xii) Department of Veterinary Pathology

1	UG	Histopathology lab	903.84 sq. ft	1. Upright microscope with color camera and accessories -1 No.	To teach the histopathological changes for undergraduate students
		Tissue processing facility	903.84 sq. ft	1. Rotary Microtome with thin sectioning facility- 1 No. 2. Automatic Tissue Processor -1 No. 3. Automatic slide staining machine 1 No.	To process the histopathological slides for teaching, research and extension purposes of post-mortem tissue samples, clinical samples, etc.,

		Clinical Pathology lab	903.84 sq. ft	1. Auto haematology analyser – 1No. 2. Auto biochemistry analyzer 1 No.	To process haematological and serum biochemical samples received from VUDDL, field veterinarians and research persons
		Museum	1201.085 sq. ft	-	For undergraduate studies and extension purposes such as exhibition, other school and college students visit, etc
		Post –mortem room for large animals and poultry with carcass and other waste disposal facilities at an accessible distance.	1201.085 sq. ft	-	To conduct post-mortem examination of bovine, caprine, ovine, avian, laboratory animals and wild animals for teaching, research and extension purposes

xiii) Department of Veterinary Pharmacology and Toxicology

1	UG	i. Experimental Pharmacology Lab.	930 Sq.ft	Spectrophotometer	To conduct the basic pharmacodynamics and pharmacokinetics research
		ii. Pharmacy lab.	930 Sq.ft		to teach and prepare various pharmacy preparations and formulation like ointment, liniment and lotion etc.,
		iii. Toxicology and Chemotherapy Lab.	930 Sq.ft		for identification of toxic plants and quality analysis of toxicants for U.G & P.G Students.

xiv) Department of Veterinary Surgery and Radiology

1	UG	Practical hall for UG	83.61	Boyle's apparatus with Vaporiser, Ventilator and Vital Sign Monitor - One	Small animal operation theatre (55.74 Sq.m)
				Hydraulic operation table for large animal - One	Large animal operation theatre (111.48 sq.m)
				Computerized radiography for large and small animal with accessories - One	
				Simens X-Ray System Multiuse with HELIPHOS 600mA with floating table - One	

				Autoclave for large animal operation theatre - One	
				Large animal hoist with trolley - One	

xv) Department of Veterinary Medicine

1	UG	Clinical Medicine -1	83.61	Spectrophotometers (Fully automated clinical chemistry analyzer)	For UG Teaching
		Preventive medicine-1	83.61	Dark field microscope Laminar air flow	For UG Teaching

6.5.3.3. Student READY / In-plant Training / Internship / Experiential Learning Programmes

Experiential Learning Programme

Since this college is functioning from 2012 only, ELP module has not been undertaken. However, as per the VCI regulations 2008, Entrepreneurial Training Programme on various farming and nonfarming sectors are being taken up by the students during their third year programme and the profit generated through the various ETP programmes (average of Rs.5,000 per student) was distributed to the students.

6.5.3.4. Curricula Delivery through IT (Smart class rooms / interactive board etc.)

There are five number of gallery type lecture halls with blackboard, smart board, computer with internet connectivity, public address system and LCD projector to facilitate teaching.

Year of implementation	No. of classes converted to smart class	No. of smart boards available in the student day care
2014-15	1	1/Class
2015-16	2	1/Class
2016-17	2	1/Class
2017-18		
2018-19		
2019 up to 30.11.2019		

6.5.4. Student development

6.5.4.1. Student intake and attrition

Year	Programme of study	Student intake	Student attrition	Percentage of attrition
2014-15	UG	40	18	45
	PG	-	-	-
	Ph.D	-	-	-
2015-16	UG	61	5	8.20
	PG	-	-	-
	Ph.D	-	-	-

2016-17	UG	59	2	3.39
	PG	-	-	-
	Ph.D	-	-	-
2017-18	UG	79	-	Nil
	PG	-	-	-
	Ph.D	-	-	-
2018-19	UG	79	-	Nil
	PG	-	-	-
	Ph.D	-	-	-
2019 up to 30.11.19	UG	78	-	Nil
	PG	1	-	Nil
	Ph.D	-	-	-

6.5.4.2. Average number of students in Theory and practical classes

S. No.	Year	Name of the Degree Programme	Batch/Number of students in theory Class	Batch/ Number of students in practical class
1	2014-15	B.V.Sc & A.H	1 batch/40 students	2 batches/20 students
2	2015-16	B.V.Sc & A.H	1 batch/60 students	2 batches/30 students
3	2016-17	B.V.Sc & A.H	1 batch/60 students	2 batches/30 students
4	2017-18	B.V.Sc & A.H	1 batch/80 students	2 batches/40 students
5	2018-19	B.V.Sc & A.H	1 batch/80 students	2 batches/40 students
6	2019 up to 30.11.19	B.V.Sc & A.H	1 batch/80 students	2 batches/40 students

6.5.4.3. Admission Process for Undergraduate students (B.V.Sc. & A.H.)

A. Eligibility criterion for Students of Tamil Nadu

S.No	Academic stream subjects	Vocational stream subjects	Eligible minimum marks (%)			
			OC	BC/ BCM	MBC/ DNC	SC/ SCA/ ST
1.	Biology or Botany and Zoology	Biology	60	60	55	Pass
2.	Physics & Chemistry taken together	Vocational subjects-Agricultural Practices/ Poultry/Dairying (Total marks of Vocational subjects -300 (ie.,-Theory, Practical-I and II divided by 3)	60	60	55	Pass
B.V.Sc &AH -Aggregate of (1) and (2) to be not less than			70	65	60	Pass

- ❖ Candidates will be selected on the basis of their HSC marks

Subjects	Marks in Academic stream	Marks in Vocational Stream
Mathematics	-	-
Biology or Botany and Zoology	100	100
Physics	100	-
Chemistry	Physics and Chemistry together	-
Vocational Subjects	-	100 (Theory, Practical I and II)
Total	200 *	200

Marks obtained in biology will be taken as it is, marks obtained in Physics and Chemistry together will be divided by two candidates have to apply through Online mode only. Notification will be tentatively made during the second week of May 2019 in the university website (www.tanuv.ac.in).

- ❖ **Age limit** - Candidates of SC, SC(A) and ST -No age limit and for other Candidates – 21 years.

The rank list will be published in the Website - www.tanuv.ac.in. and counselling will be conducted for the selection of colleges.

B. For VCI Quota students

- ❖ For 15% of the total seats for B.V.Sc., & AH will be selected by the Veterinary Council of India through NEET.

C. Non-Resident Indians (NRIs) / wards of NRIs / NRI sponsored category and Foreign nationals

- ❖ Over and above the admission strength, one seat is allotted for NRI.
- ❖ Selection is made on the basis of the merit in the qualifying examination and entrance examination conducted by the University
- ❖ Apart from the above fee structure NRI and foreign nationals have to pay separate fees as Institutional development fees

6.5.4.4. Conduct of Practical and Hands on Training

S. No.	Subject	Practical and Hands on Training
1	Veterinary Anatomy	<ul style="list-style-type: none"> ❖ Specimens and bone collected from the embalmed animals, donated animals and bones from post mortem animals ❖ Specimens were preserved in formalin and used for the practical purpose ❖ Bones were processed as per the standard procedure and used ❖ Microslides were prepared in the histology lab and purchased slides are also used for the classes ❖ Embryo microslides prepared by the faculties are used

2	Veterinary Physiology Veterinary Biochemistry	<ul style="list-style-type: none"> ❖ Numeration of erythrocytes, leucocytes, differential leucocytic count, platelet count, ❖ estimation of hemoglobin, haematocrit, erythrocyte sedimentation rate, ❖ Bacterial and protozoal count and etc., ❖ Detection of Pathological Constituents in Urine; Assays of ALT and AST in Serum; Acute phase proteins (A:G Ratio) and etc.,
3	Livestock Production Management	<ul style="list-style-type: none"> ❖ Students are briefed on a particular exercise for about 20 -30 minutes, in the beginning of the practical class ❖ Then, they are asked to identify the pictures individually (livestock breeds, housing models, management practises, tools and devices for restraining and controlling of animals) ❖ Each and every procedure is explained to the students through either power point or video clippings with the help of LCD projector ❖ The hands on training particularly on animal handling and management activities are given to the students in the second half of the practical class by taking them to the Livestock farm complex ❖ The students are asked to draw the pictures of animal shelters, farm layout etc., after measuring them with a tape ❖ At the end of the practical class, observation note book (log book) is corrected and signed by the concerned course teacher.
4	Animal Genetics and Breeding	Calculative problems and <i>etc.</i> ,
5	Animal Nutrition	Proximate principal analysis and <i>etc.</i> ,
6	Veterinary Microbiology	Collection, transportation and processing of samples for bacterial disease diagnosis and <i>etc.</i> ,
7	Veterinary Pathology	Post mortem, Histopathological techniques and <i>etc.</i> ,
8	Veterinary Pharmacology and Toxicology	Principles of compounding and dispensing. Collection, preservation and dispatch of material for toxicological analysis. Detection of heavy metals or non-metals or plant poisons and <i>etc.</i> ,
9	Veterinary Parasitology	Demonstration of fecal culturing techniques. Methods of collection, fixation, preservation, staining and mounting of various types of parasites. Blood smear preparation and <i>etc.</i> ,
10	Veterinary Public Health & Epidemiology	Tests for detection of mastitis milk. Ante-mortem and post-mortem inspection of food animals and <i>etc.</i> ,
11	Livestock Products Technology	Procedures of Ante-mortem and post mortem examination of meat animals. Slaughtering and dressing of meat animals and birds and <i>etc.</i> ,
12	Veterinary And Animal Husbandry Extension Education	Principle and use of projectors; Preparation of Radio Script Preparation of Television script; Preparation and use of poster and <i>etc.</i> ,
13	Veterinary Medicine	Auscultation, Percussion, Ruminal fluid collection and <i>etc.</i> ,

14	Veterinary Surgery	<ul style="list-style-type: none"> ❖ To teach the suturing skills and general surgical skills models have been prepared and students are exposed to prepare the animals, surgical set, sterilization procedures during the practical hours. To expose the students in basic surgical skills the elective surgeries have been fixed in practical hours for live demonstration of surgical techniques. ❖ To learn the radiological skills 6 students are allotted on rotation basis in the clinical training hours to train them in taking X ray, processing and interpretation with all protective precautions. ❖ To learn the anaesthetic technique 2 students are allotted to anaesthetize the animal on rotational basis for each surgical case. They will be helping for the anaesthetist from the weighing of animal, administering premedicants, induction anaesthetics, monitoring the anaesthesia during surgical procedure and up to recovery period. ❖ To expose the students to wild and captive animal anaesthesia, students are taken to the nearby zoological park or sanctuaries for Lecture on Chemical restraining of wild and captive animals and demonstration and hands on training on Dart syringe, Dart syringe filling, Blow pipe and Darting gun blow pipe. ❖ Subject matter Experts are being called to deliver the lectures in special fields
15	Veterinary Gynaecology and Obstetrics	<ul style="list-style-type: none"> ❖ All the Practical and Hands-on trainings for UG students are carried out as per VCI syllabus. ❖ Practical demonstration on all gynaecological and andrological examinations will be demonstrated in the lab using slaughter house specimens. ❖ Hands-on training on gynaeco-clinical examination and Artificial insemination (large ruminants) is provided in OP ward of VCC and students exposure visit to nearby organised farms and Infertility camps. Approaching obstetrical cases are also demonstrated and provided hands on training for the same. ❖ Demonstration on Ultrasonographic applications in small and large animals is carried out regularly during clinical ward trainings ❖ Practical records and Clinical ward records are issued for the benefit of students' workout.
16	Veterinary Clinical complex	Students will be attending the cases practically in each ward like Medicine, Surgery, OG and Diagnostic laboratory and <i>etc.</i> ,
17	Livestock farm complex	Monitoring and Experiencing the different farm activities.

6.5.4.5. Examination and Evaluation Process

Undergraduate (B.V.Sc., & A.H)

- ❖ **MSVE 2008 syllabus:** two internal theory and practical exams followed by One Annual Board examination (Theory & Practical) which is being conducted in every academic year and the answer sheets are evaluated by external faculties at University Head quarters.

- ❖ **MSVE 2016 syllabus:** three mid-term tests theory followed by One Annual Board examination which is being conducted in every academic year and the answer sheets are evaluated by external faculty at University Head quarters.
- ❖ For practical courses, Veterinary Clinical Practice, Veterinary Laboratory diagnosis courses practical exams are conducted as per the regulations of MSVE 2008 & MSVE 2016 based on the academic year it acted upon.

Postgraduate (M.V.Sc.)

- ❖ There are totally four semesters. In first two semesters there will be an internal examination after 55th working day and the final university examinations will be conducted within 110th working day (Last working day). The correction of the answer sheets will be done at the university level by the University deputed faculty.
- ❖ The third and fourth semester research part will be carried out along with one credit seminar. The final thesis will be submitted at the end of fourth semester. The thesis will be sent to external faculty (From outside university) for the correction and approval.

6.5.4.6. NCC / NSS / RVC Units

Structure of NSS unit

Structure	
Position	Name and designation
Programme Co-ordinator	-
Programme officer	Dr. T. Ravimurugan Associate professor and Head Since 06/03/2019

Objectives / functions of NSS

- ❖ Understand the community in which they work
- ❖ Understand themselves in relation to their community
- ❖ Identify the needs and problems of the community and involve them in problem solving process
- ❖ Develop among themselves a sense of social and civic responsibility
- ❖ Utilize their knowledge in finding practical solution to individual and community problems
- ❖ Develop competence required for group living and sharing of responsibilities
- ❖ Gain skills in mobilizing community participation
- ❖ Acquire leadership qualities and democratic attitude
- ❖ Develop capacity to meet emergencies and natural disasters and
- ❖ Practice national integration and social harmony

Activities of NSS

Year-wise activities of NSS		Outcome/benefit for student development
Year	Activity	
2018-19	Cancer prevention and early detection on 10/12/2018 at VCRI, Tirunelveli.	Students benefited to transmit the possibilities and facilities for available preventive measures.
	Eye screening and Diabetic Screening Camp on 20/03/2018	A total of 50 students benefited.
	Fourth International Yoga Day Celebrations at VCRI, Tirunelveli on 21/06/2018	Distributed a book on “Yoga for Human Excellence” to students and stressed about the impact of yoga for physical fitness and mind sharpness for abright, healthy and peaceful future.
	Blood cancer and blood stem cell donation on 26/06/2018	Students’ aware to save their life by utilizing the advance medical technologies like stem cell therapy. More than 200 students registered their name as blood stem cell donors and gave buccal swab sample as initiative of their contribution in social welfare activities.
2019 up to 30.11.2019	My Vote My Right – Awareness Programme at VCRI, Tirunelveli on 08/04/2019	Students knew to use their voting rights
	General Health Camp at Uganthanpatti on 06/06/2019	Students have identified the needs and problems of the community and involved them in problem solving process
	Ram Show at Uganthanpatti on 07/06/2019	Students believed the importance to conserve our indigenous breed of sheep
	ARV vaccination to native dog breeds at Uganthanpatti on 08/06/2019	Students involved
	International Yoga Day Celebrations at VCRI, Tirunelveli on 21/06/2019	A yoga class was handled by an expert team and delivered a guest lecture on “Yoga for Heart”. More than 200 students of the college participated.
	Blood Donation Camp at VCRI, Tirunelveli 02/07/2019	A total of 66 students and staffs, VCRI, Tirunelveli donated their blood during the camp.
	NSS Jal Sakthi Abiyan at Vannikonenthal on 24/08/2019	A total of 50 tree saplings were planted in the village.
	District level JSA programme at Sankarankoil on 03/09/2019	NSS unit, VCRI, Tirunelveli received overall JSA performer award.
	First Year B.V.Sc., & A.H. students orientation programme at VCRI, Tirunelveli on 10/10/2019	First year students understood the objectives, motto, emblem, regular activities, special camping programme and latest initiatives of the Ministry of Youth Affairs & Sports on youth development.
	Leadership motivation and personality development at VCRI, Tirunelveli on 08/11/2019	NSS volunteers given adequate practical exposure to team building, team work, analytical skills and adaptability changing and changing environment. A total of 240 students participated in the programme.

	Tree plantation in VCRI Campus in commemoration of VOC death Anniversary at VCRI, Tirunelveli on 18/11/2019	Created awareness among the students for avoiding plastics and importance of tree plantation to maintain clean environment.
	Special Camp at Uganthanpatti from 04/06/2019 to 10/06/2019	Students learned to work along with non youth students and the adults in rural areas, there by developed their character, social consciousness and commitment, discipline and healthy and helpful attitudes towards the community.

6.5.4.7. Language Laboratory

Year	Training details (Trainer, training techniques, period, etc.)	Number of students participated
2014-15	Personality Skill Development Programme - 18-07-2015 to 19.07.2015, VCRI, Namakkal (Listening skill, Assertiveness, Mock Presentation, Effective Team work, Team Decision making, Emotional Intelligence etc. – 2 days programme	21
	Communication Skill Development (Dr.A. Kumaravel) 1 hour/week	40
2015-16	Communication Skill Development (Dr. R. Selvam, Dr. D. Thirumeignanam, Dr. V. Ramakrishnan, Dr. P. Anuradha) – One hour/ Week	56
2016-17	Communication Skill Development (Dr. M. Chellapandian, Dr. T. Lakshmi Prasanth) – One hour/Week	58
2017-18	Career paths and job opportunities in toxicology (Domestic and Abroad) Dr. P. Logeswari, M.V.Sc., Ph, D. 10.01.2018 – 1.5 hour	111
2018-19	Entrepreneurship opportunities to TANUVAS students at Veterinary Incubation Foundation @ TANUVAS - Dr. G. Dhinakar Raj, Director, Centre for Animal Health Studies, TANUVAS, Chennai – 1 hour	112
2019 up to 30.11.2019	The brain, mind & behaviour - an introduction " – Dr. A. Godson, MD – 2 hours duration	236
	Civil Services as a Career Option – Shankar, IAS Academy, Chennai – 2 hour duration	188
	Kavalan App Demonstration for Mr.Sivakumar, Inspector, Manur – 2 hour duration	158

6.5.4.8. Cultural center

Year	Events and programmes conducted (eg. Inter-class, inter-college, etc, add rows if needed)	Type of programmes conducted during the event	Total number of awards/ prizes distributed
2014-15	Literary and Cultural Programmes	10 (Elocution, Essay writing, Painting, Dancing, singing etc)	70 prizes

2015-16	Literary and Cultural Programmes	10 (Elocution, Essay writing, Painting, Dancing, singing etc)	70 prizes
2016-17	Literary and Cultural Programmes	10 (Elocution, Essay writing, Painting, Dancing, singing etc)	70 prizes
2017-18	Literary and Cultural Programmes	10 (Elocution, Essay writing, Painting, Dancing, singing etc)	70 prizes
2018-19	Literary and Cultural Programmes	17 (Elocution, Essay writing, Painting, Dancing, singing etc)	106 prizes and 2 awards
2019 up to 30.11.19	Literary and Cultural Programmes	28 (Elocution, Essay writing, Painting, Dancing, singing etc)	139 prizes and 4 awards

6.5.4.9. Personality Development

Personality development Classes on stress management, time management and communication skill development are being taken up for the first year students by the specialised faculty members.

6.5.5. Physical facilities

6.5.5.1. Hostels

There are at present two Hostel blocks were built in our VCRI Campus - One for boys and another for girls. The hostel is established with a Warden, Deputy wardens- 5 (General activities-2 and Mess activities -2 for both boys and girls hostels, and Guest house maintenance-1) under the overall supervision of the Dean, VCRI, Tirunelveli. There are 180 rooms (90 each in boys and girls hostels) available in this Hostel which can accommodate 360 students. Each students is provided with a steel cot, table and chair. Currently, there are 341 students (185 boys and 156 girls) staying in these hostels.

Each room is provided with window curtains and mosquito screens to guard against insects and fly nuisance. Each floor of this Hostel premise (both boys and Girls) is equipped with washing machines for the benefit of hostellers. Student amenities like an exclusive TV room, readers desk for newspapers (Tamil and English), well equipped gym room and exclusive court for indoor games viz.,volley ball and shuttle badminton are also made available in the hostel. A large well levelled playground equipped with bars and stages are available for the successful conduct of sporting activities.

An exclusive Medical room in Hostels have been created with emergency medicines available round the clock and a Medical Officer routinely visits the Medical room every Tuesday and Friday between 4.00 pm and 6.00 pm for the wellbeing of the hostel inmates. Drivers are scheduled to stay during night hours and also holidays in the hostel premises to rush to hospitals in case of medical emergency. Facilities are created for night stay of faculties on schedule in hostel premises so as to thwart any incident of ragging of newly admitted first year students. Guest rooms in both boys and Girls hostel are available for comfortable stay of parents/ guests visiting the hostel inmates.

Students are served with hygienic and wholesome food and separate dining hall is available for both boys and girls hostel. The kitchen is well furnished with all cooking facilities including steam boilers, doughing machine, instant Wet Grinder and vegetable cutters for hassle free and to expedite the preparation of food. A water purifier with RO units are available at both the hostels separately to supply hygienic and potable water for consumption and cooking. The hostel mess is run by the students themselves and monitored by the Warden and Deputy Wardens.

6.5.5.2. Examination Hall

No. of examination hall	Name / location of the hall	Space (sq.m)	Seating capacity	Amenities present (list)
2	Examination Hall – 1 Examination Hall – 2 Department of Veterinary Pathology, VCRI, Tirunelveli	118.75M ² / Hall	40 / Hall	Desk and Chairs – 90 Nos Clock – 2 Nos Table – 2 Nos Intercom Facility - 2 Nos Bell – 2 Nos White board – 2 Nos

6.5.5.3. Sports and recreation facilities

Name of the facility		No. of students who can participate at any one time	Other facilities and amenities present (air-conditioning, etc)
Indoor			
1	Badminton	8	Flood light facility is available
2	Carrom	24	
3	Chess	24	
4	Table tennis	4	
Outdoor			
1	Ball Badminton court	10	
2	Cricket oval	22	
3	Cricket nets	15	Flood light facility is available for practicing
4	Football field	22	
5	Kabaddi court	14	
6	Kho-Kho court	18	
7	Tennikoit court	4	
8	Throw ball court	18	
9	Volley ball court with fence	24	Flood light facility is available
10	400 metres standard track	All students can utilize the facility	
11	Long jump arena	Jumpers can utilize the facility	
12	Shot put arena	Throwers can utilize the facility	
13	Discus throw arena	Throwers can utilize the facility	
14	Javelin throw arena	Throwers can utilize the facility	
15	Triple jump arena	Jumpers can utilize the facility	

6.5.5.4. Auditorium

Name (Auditorium / conference hall / etc)	Space (Sq.m)	Facilities available (Audio-visual aids/ air-conditioning/etc)	Seating capacity
Auditorium	28.50x10m = 285 sq.m with Toilet = 27.81 Sq. m	Podium- 1no Projector with screen-1 no Air conditioners -9nos	Audience- 265 nos Stage -20nos
Conference hall	9.45 x 6.00 m = 56.70	Air conditioning- 2nos LED TV-1no Desktop computer-1no Projector with screen-1 no	Audience- 25 nos Stage - 40 nos

6.5.5.5. Exhibition Hall / Museum

Exhibition hall / museums are available in the following Departments

- 1) Livestock Production Management
- 2) Veterinary Pathology
- 3) Veterinary Parasitology

6.5.6. Research Facilities

6.5.6.1. Postgraduate laboratories and equipments

1) Department of Animal Nutrition

S. No.	Instruments	Specialty/ Specific purpose of the lab
1	Kelplus-Automatic Protein Estimator	Estimation of Protein in feeds and feed ingredients
2	Soxplus-Automatic Fat Estimator	Estimation of ether extract in feeds and feed ingredients
3	Fibra plus-Automatic Fibre Estimator	Estimation of fibre in feeds and feed ingredients
4	Near Infra-Red Reflectance Spectroscopy (NIRS)	Ingredient Rapid analysis of proximate principles in feeds and feed ingredients

2) Department of Livestock Production Technology

1	Double Beam UV – Vis Spectro Photometer – 01	Teaching, demonstration and production of value added meat products
2	Sausage Maker – 01	
3	Bowl Chopper – 01	
4	Over Head Rail System with Accessories – 01 Unit	Slaughter and dressing of different food animals and poultry species

3) Department of Veterinary Anatomy

1	Leica Manual Rotary Microtome – 1	Microslide Preparation
---	-----------------------------------	------------------------

4) Department of Veterinary Gynaecology and Obstetrics

1	Stereo Zoom Microscope with accessories- One	For advanced research
2	Portable Ultrasound machine - One	For UG education and Clinical application

5) Department of Veterinary Medicine

1	Deep freezer -40 (Vertical HAIER model DW 40L 508) 1no.	For storing isolates and biologicals
2	Vertical Laminar air flow (Klenflow, model 15602-48-30-30)	For bacteriological and mycological culture work
3	Vertical Laminar air flow (Klenflow, model 15602-48-30-30)	For virology and cell culture work
4	Co2 Incubator	Cell culture work
5	Mastercycler – PCR machine	To amplify segments of DNA for the molecular diagnosis of diseases
6	Gel Documentation system – Gelstan1312	To visualize the PCR products
7	Horizontal Cylindrical high pressure sterilizer- NATSTEEL 20HA/E/SD	To sterilize the culture media
8	ELISA Reader	To read the OD values in ELISA plates for the serological diagnosis of diseases
9	Refrigerator Centrifuge : Eppendorf 5804-R	For isolation of DNA and RNA.
10	Deep freezer (-86oC) (Vertical HAIER model DW 86L 388A)	For storing isolates and biologicals
11	Distilled water plant(Ultrapure water purification system:Direct Q3 Millipore)	For usage of purified water to carry out the laboratory works
12	Laminar air flow (Class-II) Bio contaminant work station(Klenzaids), model -Bioklenz1590B-48-24-24)	Sterile environment for cultivation and diagnosis of Microbes
13	Autoclave: Horizontal Cylindrical high pressure sterilizer-NATSTEEL 20HA/E/SD	To sterilize the culture media

6) Department of Veterinary Parasitology

1	NIKON All in one Microscope (Bright field Microscope with Phase contrast, with Dark field, Ultra Violet an UV assembly) & Projection accessories	For UG teaching and Practical demo, hands on training to students, Farmers training
---	--	---

7) Department of Veterinary Physiology and Biochemistry

1	UV - visible – Spectrophotometer – 1 No.	UG teaching & Research
---	--	------------------------

8) Department of Veterinary Public Health and Epidemiology

1	Fluorescent microscope	Teaching
2	ELISA reader	Diagnostic

9) Department of Veterinary Pathology

1	Upright microscope with color camera and accessories -1 No.	To teach the histopathological changes for undergraduate students
---	---	---

2	Rotary Microtome with thin sectioning facility- 1 No.	To process the histopathological slides for teaching, research and extension purposes of post-mortem tissue samples, clinical samples, <i>etc.</i> ,
3	Automatic Tissue Processor -1 No.	
4	Automatic slide staining machine 1 No.	
5	Auto haematology analyser – 1No.	To process haematological and serum biochemical samples received from VUDDL, field veterinarians and research persons
6	Auto biochemistry analyzer 1 N	

10) Department of Veterinary Pharmacology and Toxicology

1	Spectrophotometer	To conduct the basic pharmacodynamics and bpharmacokinetics research
---	-------------------	--

11) Department of Veterinary Surgery and Radiology

1	Boyle's apparatus with Vaporiser, Ventilator and Vital Sign Monitor - One	Small animal operation theatre
2	Hydraulic operation table for large animal - One	Large animal operation theatre
3	Computerized radiography for large and small animal with accessories - One	
4	Simens X-Ray System Multiuse with HELIPHOS 600mA with floating table - One	
5	Autoclave for large animal operation theatre - One	
6	Large animal hoist with trolley - One	

6.5.6.2. Research Contingency

At present, the Department of Animal Nutrition has one P.G. student, who is studying in the first year. Research works will be carried out from the 3rd semester onwards. Based on the requirement of research topic chosen, the research contingency will be allotted by the University

6.5.7. Outcome / output

6.5.7.1. Student performance in National Examinations

Year	JRF	SRF	NET	ARS	Other National Examination
2017-18	10				
2018-19	5				

Fellowship received during 2017-18

S. No.	Name	General Rank
Animal Science		
1	Saravanan, K.A.	1
2	Robinson Raja, J.	2
3	Tamilarasan, K.	3
4	Subash, V.	4
5	Nandhini, G.	10
6	Natarajan, A.	29

7	Santhiya, M.	43
8	Latha Preethi	49
Veterinary Science		
1	Maria Anto Dani Nishanth	11
2	Lavanya, M.	42

Fellowship received during 2018-19

S. No.	Name	General Rank
Animal Science		
1	Elamathi, T.M.	9
Veterinary Science		
1	Kirubakaran, S.	19
2	Sargunan, K.S.	44
3	Vignesh, D.R.	54
4	Bava Fakhrudeen, S.	74

6.5.7.2. Student Placement profile

- ❖ Eleven students of first batch (2012-13) have joined as Veterinary Assistant Surgeon in Tamil Nadu Animal Husbandry department during 2017-18.
- ❖ Twenty students of first and second batch (2012-13 & 2013-14) have joined as Veterinary consultant in Tamil Nadu Co-operative Milk Producers Federation (Aavin).

6.5.7.3. Awards / Recognitions / Certificates

- ❖ Awards received by the students

S. No.	Name	Clinical case Conference Award	Prize
2018-19			
1	M. Bavadharani	Overall VC award among 400 participants	First Prize
2	M. Bavadharani	Obstetrics and Gynaecology	First prize
3	R. Shankar	Small animal medicine	Second prize
4	M. Sowmiya	Large animal medicine	Second prize
2019-20			
1	V. Malasri	Small Ruminant Surgery	First Prize
2	S. Giridharan	Farm Animal Surgery	Second Prize
3	V.A.Vijithra	Small Animal Surgery	Second Prize
4	S. Deepika	Small Animal Surgery	Third Prize
5	S.J. Arunkumar	Small Animal Section	Consolation Prize

Awards received by the faculties

S. No.	Name of the Faculty	Details of Award/ Honours	Details of awarding organization / agency/ society
Department of Animal Genetics and Breeding			
	Dr. T. Ravimurugan Associate professor and Head	Rotary International Award Certificate of Appreciation for performance and Excellence in Veterinary Care	Rotary, Tuticorin
		Best Article - Thamizhagam Media Award 2014	Thamizhagam Media
		Breed Savior Award 2016	National Biodiversity Authority, Govt.of India.
		Breed Savior Award 2017	National Bureau of Animal Genetic Resources, Karnal.
		Certificate of Appreciation is awarded towards “Chevaadu Sheep Breed Recognition” on the occasion of “TANUVAS Foundation Day 2016 Celebrations” held at Erode on 18 th and 19 th September 2016.	TANUVAS
		Certificate of Appreciation is awarded towards “Chevaadu Sheep Breed Registration” conferred by Bharathiyar trust, Kovilpatti on the occasion of “Chevaadu Vizha” held at Tirunelveli on 20 th October 2016.	Bharathiyar Trust, Kovilpatti
		Certificate of Appreciation is awarded in appreciation of the breed savior award for Chevaadu and Kilakarsal sheep on the occasion of “TANUVAS Foundation Day 2017 Celebrations” held at Dindigul on 10 th of November 2017.	TANUVAS
		Shantha Memorial Prize for best book “ <i>Kalnadai valarkalam, Kasu Panam Serkalam</i> ” 10/12/2019	TANUVAS
		Best JSA Performance Award 03/09/2019	KVK & District Administration, Tirunelveli
		Certificate of Appreciation 02/07/2019	Tamil Nadu State AIDS Control Society and State Blood Transfusion Council, Chennai

2	Dr. R. Selvam Assistant professor	Best Research Paper Award (Oral)	Health Departments, Veterinary College and Research Institute, Namakkal.
---	--------------------------------------	-----------------------------------	---

Department of Livestock Production Management

1	Dr. V. Ramesh Saravana Kumar Professor and Head,	First place in Best oral presentation for the research work on “Black soldier fly breeding; An innovative approach for poultry litter management” February, 2020	National conference on “Paradigm shift in Livestock Management to obtain high quality animal products for enhancing farm economy and entrepreneurship” and 27 th Convention of the Indian Society of Animal Production and Management (ISAPM)
2	Dr. M. Sathiyabarathi Assistant Professor	Young Scientist Award for young researcher oral presentation during 44 th Dairy Industry Conference, make in India: Dairying 2030 18-20 th February, 2016	Indian Dairy Association (New Delhi)
		Dr. Verghese Kurien best young investigator award 2016-17 for Livestock Production and Management	Bose Science Society (Tamil Nadu)

Department of Livestock Farm Complex

1	Dr. V. Thanaseelaan, S. Senthilkumar and S. Ganesh kumar	Best Oral presentation award	IPSACON
2	R. Selvakkumar	Best popular article award – First prize	Agricultural Tamil Society

Department of Veterinary Extension Education

1	Dr.V.Thanaseelaan	Received third prize for presentation of abstract on” Ensure livelihood option for native chicken farmers through self-employment training course” authored by V.Thanaseelaan, S.Senthilkumar, A.V.Gensis Inigo, M.Boopathy Raja, R.Sangameswaran at the National Conference on “Native Chicken Production : Opportunities for Conservation, Productive Enhancement and Commercial Exploitation in view of global warming” held on 19th & 20th December 2018.	Directorate on Centre for Animal Production Studies – TANUVAS, Chennai
---	-------------------	--	--

2.	Dr.S.Senthilkumar	Received best research paper presentation award for research paper on “Information needs of small ruminant farmers to develop mobile based application software – an appraisal” authored by Dr.S.Senthilkumar presented in International Conference on Recent Trends in Multi-Disciplinary Research (ICRTMDR – 18) held at A.P.C.Mahalaxmi College for Women, Thoothukudi on 20th and 21st December 2018.	A.P.C.Mahalaxmi College for Women, Thoothukudi & Institute for Engineering Research and Publications (IFERP)
3.	Dr.S.Senthilkumar	Best Research Paper in Basic Sciences Session in the International Conference on “Role of Veterinary Science in Farmers Livelihood” held at Madras Veterinary College, Chennai on 22.02.2019 and 23.02.2019	Kaalnada Ariviyal Tamil Iyakkam
4.	Dr.S.Senthilkumar	Certificate of Appreciation awarded in recognition of an outstanding contribution to quality of the Journal in year 2018	International Journal of Livestock Research
5.	Dr.A.V.Gensis Inigo	Best oral presentation award for the topic on “Technology Adoption behaviour of Duck Farmers in Tirunelveli District of Tamil Nadu" in 8 th IVEF National Conference on "Beyond Information Transfer - Revisiting Livestock Extension for Sustainability and Farmers' Prosperity” held at Nagpur Veterinary College, Nagpur from 11.07.2019 to 13.07.2019.	Indian Veterinary Extension Forum
6	Dr.R.Sangameswaran	Best paper presentation for the paper Improved Native chicken strain in small holder poultry in the National seminar on prospects of organic farming and enterprises development in 21 st century sponsored by UGC at Gandhigram rural institute Gandhigram on 15 -16 March 2019	UGC sponsored Programme at at Gandhigram rural institute Gandhigram
7	Dr.R.Sangameswaran	Best Poster award for the topic on “What ails the Job Performance of Veterinarians in Tamil Nadu? " in 8 th IVEF National Conference on "Beyond Information Transfer - Revisiting Livestock Extension for Sustainability and Farmers' Prosperity” held at Nagpur Veterinary College, Nagpur from 11.07.2019 to 13.07.2019.	Indian Veterinary Extension Forum

Department of Livestock Products Technology			
1	M. Anna Anandh	Best Tamil Popular Article Award – Animal Sciences in the year 2015	Agricultural Scientific Tamil Society, New Delhi
		Best Researcher Award	International Journal of Research under Literal Access
		Best Tamil Popular Article Award – Animal Sciences in the year 2017	Agricultural Scientific Tamil Society, New Delhi
		Outstanding Faculty – Livestock products Technology in the year 2018	Venus International Foundation, chennai

Department of Veterinary Gynaecology and Obstetrics			
	Dr.M.Murugan	Best oral presentation award at XXXIV Annual Convention of the Indian Society for Study of Animal Reproduction and International Symposium on “Productivity Enhancement through Augmenting Reproductive Efficiency of Livestock for Sustainable Rural Economy” held at AAU, Anand, Gujarat, December 2018	Indian Society for Study of Animal Reproduction.

Department of Veterinary Microbiology			
1	Dr.J.Johnson Rajeswar	Awarded Rs.2000/- and Certificate of Commemoration for 25 years of unblemished service in the University	TANUVAS
2	Dr. Dr.S.Malmarugan	Best book contribution award at First Agricultural Science Tamil National conference held at Madras Veterinary College, Chennai from 13-06-2015 to 14-06-2015	Agricultural Scientific Tamil Society, New delhi
2	Dr.N.Sweetline Anne	“Research Ratna Award for the year 2019” for the “Outstanding Academician in Bovine Tuberculosis“ during RULA (Research Under Literal Access) Awards Ceremony held on 26.02.2019 at Tiruchirapalli	International Journal for Research Under Literal Access (IJRULA)

Department of Veterinary Anatomy			
1	Dr. S. Rajathi	Best paper presentation in Veterinary Anatomy - 2014	Agri Tamil Scientific Society
2	Dr. S. Rajathi	Best Popular Article Award - 2015	Agri Tamil Scientific Society

3	Dr. S. Rajathi	Best Popular Article Award - 2016	Agri Tamil Scientific Society
4	Dr. S. Rajathi	Best Popular Article Award - 2017	Agri Tamil Scientific Society
5	Dr. S. Rajathi	Dr. C. Vijayaraghavan Memorial Award for the Best paper Presentation in Avian Anatomy-2019	Indian Association of Veterinary Anatomists
Department of Veterinary Physiology and Bio-chemistry			
1	Dr. M. Sundara Vinayaki	Best Book Award	First Scientific Tamil Conference
2	Dr. M. Sundara Vinayaki	Best Tamil Poetry Award	Second Scientific Tamil Conference
3	Dr. M. Sundara Vinayaki	Best Tamil Poetry Award	Third Scientific Tamil Conference
4	Dr. M. Sundara Vinayaki	Best Book Award	Third Scientific Tamil Conference
5	Dr. M. Sundara Vinayaki	Best Book Award	Fourth Scientific Tamil Conference
Department of Veterinary Pathology			
1	Dr.N.Pazhanivel	Best poster in the Gut Ecology for the paper on “Effect of <i>Morinda Citrifolia</i> Fruit Juice and <i>Lactobacillus acidophilus</i> on broiler duodenal morphology”	Global Animal Nutrition Conference, GLANCE 2014, Animal Nutrition Society of India
2	Dr. T. Mohanapriya	Winner in Tamil quiz at second National Agri Scientific Tamil Conference	Agricultural scientific tamil society at TNAU, Coimbatore, 2016
3	Dr. T. Mohanapriya	Best poster in molecular diagnosis, for the paper on “Molecular analysis of canine splenic tissue in diagnosing <i>Ehrlichia canis</i> infection”	35th Annual Convention of ISVM Conference, 2017, Tirunelveli
4	Dr. T. Mohanapriya	Best poster in infectious diseases of small animals, for the paper on “Pathology of canine spleen in specific infectious diseases”	35th Annual Convention of ISVM Conference, 2017, Tirunelveli
Department of Veterinary Surgery and Radiology			
1	Dr.S.Dharmaceelan	Best paper in oral presentation Anaesthesiology session – Gold medal	ISVS 2015, Sri Nagar, J&K
2	Dr.S.Dharmaceelan	Appreciation for oral presentation in Equine Surgery session	ISVS 2015, Sri Nagar, J&K

3	Dr.S.Dharmaceelan	Appreciation for large animal poster session	ISVS 2016, MVC, Chennai
4	Dr.S.Dharmaceelan	Best paper in oral presentation Anaesthesiology session – Gold medal	ISVS 2016, MVC, Chennai
5	Dr.S.Dharmaceelan	Best paper in oral presentation large animal surgery session – Gold medal	ISVS 2016, MVC, Chennai
6	Dr.S.Dharmaceelan	Gold medal – Anaesthesiology session	ISVS 2017, Tirupathi, Andhra Pradesh
7	Dr.S.Dharmaceelan	Gold medal – Ruminant Surgery Session	ISVS 2017 Tirupathi, Andhra Pradesh
8	Dr.S.Dharmaceelan	Appreciation certificate- Large animal poster session award	ISVS 2017 Tirupathi, Andhra Pradesh
9	Dr.S.Dharmaceelan	Gold medal – Anaesthesiology session	ISVS 2018 Navasari, Gujarat
10	Dr.S.Dharmaceelan	Gold medal – Ruminant Surgery Session	ISVS 2018 Navasari, Gujarat
11	Dr.S.Dharmaceelan	Appreciation for oral presentation in Wild animal Surgery session	ISVS 2018 Navasari, Gujarat
12	Dr.D.Vishnugurubaran	Appreciation for oral presentation in Wild animal Surgery session	ISVS 2018 Navasari, Gujarat
13	Dr.S.Dharmaceelan	Best research paper presentation award in the Pet, Equine and Wild animal Reproduction	ISSAR 2018, Kolkatta, West Bengal
14	Dr. S.Kokila	Best research paper presentation award in the Pet, Equine and Wild animal Reproduction	ISSAR 2018 Kolkatta, West Bengal
15	Dr.A.R.Ninu	Best research paper presentation award in the Pet, Equine and Wild animal Reproduction	ISSAR 2018 Kolkatta, West Bengal
16	Dr.D.Vishnugurubaran	Best research paper presentation award in the Pet, Equine and Wild animal Reproduction	ISSAR 2018 Kolkatta, West Bengal
17	Dr.S.Dharmaceelan	Fellowship award	ISVS 2019 Hisar, Haryana

Department of Animal Nutrition			
1.	N.Arulnathan	Best Research Paper Award in Animal Sciences (oral presentation) at National Agri Tamil Conference held at TNAU, Coimbatore on 5 th 7 6 th of August 2016	Agricultural Scientific Tamil Society(SciTSA), New Delhi
2.	N.Arulnathan	“Chancellor of TANUVAS Dr.R.Rosiah Award” for best Ph.D student (highest OGPA) in Animal production subjects during TANUVAS XIX convocation held on 07.09.2017	TANUVAS
3.	N.Arulnathan	“SKM Animal Feeds and Foods (India) Ltd. Gold Metal Award” for best Ph.D student in Avian Studies during TANUVAS XIX convocation held on 07.09.2017	TANUVAS
4.	N.Arulnathan	As a NSS Programme Officer of VCRI, Tirunelveli received the Appreciation Award from the District Collector, Tirunelveli for the active participation by the college team (NSS Volunteers) in Mission Clean Tamirabarani on 02.03.2019	District Administration, Tirunelveli
5.	G.Srinivasan N.Arulnathan et al.	Best Oral presentation Award in the International Conference on Animal Nutrition 2019 on “Nutritional Strategies for improving farm Profitability and Clean Animal Production” at Kolkata on 17-19 December 2019	Animal Nutrition Society of India and Department of Animal Nutrition, West Bengal University of Animal And Fisheries Sciences, Kolkata

6.	N.Arulnathan, M.Chellapandian & D.Thirumeignanam	Best Oral presentation (Third Prize) in the National Agroforestry Symposium 2020 on “Climate Resilient Agroforestry systems to augment livestock productivity ensuring environmental biodiversity” held at Institute Animal Nutrition, PGRIAS Campus, TANUAVS, Kattupakkam	Institute of Animal Nutrition, DCAPS, TANUVAS, Chennai World Agroforestry, ICARF, South Asian Regional Program, New Delhi & Central Agroforestry Research Institute, Jhansi
----	---	---	--

6.5.7.4. Employability

Field visits are regularly arranged by various department to visit nearby dairy farms, poultry farms, stud farms, Poultry processing Plants, Meteorological stations and Vaccine production Institutes to get the practical knowledge and skill development. The industrial/ farm training programme of two weeks duration had been arranged for fourth year B.V.Sc., & A.H. (2015-16 batch) students during the month of December 2019. Students have undergone industrial training in various industries viz. Dairy processing, value addition, feed mixing unit, layer farm, stud farm and hands on training in pet clinics.

6.5.8. SSR of the College must have the SSR of all its Degree Programmes (following section 6.4), then the report of the Colleges shall be considered.

6.5.9. Certificate (Applicable when SSR is submitted for Programmes & College).

I **Dr. A. Palanisammi**, Dean Veterinary College and Research Institute, Tirunelveli hereby certify that the information contained in Sections 6.4 and Section 6.5.1 to 6.5.7.4 are furnished as per the records available in the college and degree awarding university.



A. Palanisammi
25.07.2022
Dr. A. Palanisammi,
Dean,
Veterinary College and Research Institute,
Tirunelveli

Signature of the Dean of the college with Date & Seal

TAMIL NADU VETERINARY AND ANIMAL SCIENCES UNIVERSITY

PROCEEDINGS OF THE DEAN
 VETERINARY COLLEGE AND RESEARCH INSTITUTE
 TIRUNELVELI - 627 358.

PRESENT: Dr. M. Thirunavukkarasu, Ph.D.,
 DEAN

No. 494/Anti-ragging Committee/2018

Dated : 18.09.2018

Sub.: VC&RI, Tirunelveli -B.V.Sc. & A.H. degree course - Academic year 2018-19
 Anti-ragging - Committee constituted - Orders - Issued -Reg.

The Anti-ragging Committee is constituted with the following members for the
 Prevention of ragging in Veterinary College and Research Institute, Tirunelveli.

1. **President**
 The Commissioner of Police,
 Tirunelveli
 0462-2582696
 0462-2571444
2. **Chairman**
 - i) Dr. M. Thirunavukkarasu
 Dean,
 VC&RI, Tirunelveli - 627 358.
 9884589123
 0462-2336345/44
 - ii) Inspector of Police,
 Manur, Tirunelveli
 0462-2485122
 - iii) The Tahsildar,
 Tirunelveli.
 0462-2333169
3. Representative from Local Media
 Th. P. Sudhakar,
 The Hindu, Tirunelveli
 9443120500
4. Representative from N.G.O.
 Rev. Fr. Joseph Kennedy
 Tirunelveli Social Service Society
 9486943434
5. Representatives of Faculty Members
 - i) Dr. S. C. Edwin
 Co-ordinator, Education Cell &
 Professor and Head,
 Livestock Farm Complex and
 VC&RI, Tirunelveli - 627 358.
 9443208264
 0462-2330775
 - ii) Dr. M. Chellapandian
 Vice-President - Student's Association &
 Professor and Head
 Dept. of Animal Nutrition,
 VCRI, Tirunelveli - 627 358.
 9442329003

- | | |
|---|------------|
| iii) Dr. S. Paramasivan
Warden & Professor and Head,
Dept. of Anatomy, VC&RI, Tirunelveli - 627 358. | 9443767046 |
| iv) Dr. E. Venkatesakumar
Deputy Warden and Assistant Professor & Head,
Dept. of Veterinary Medicine
VC&RI, Tirunelveli - 627 358. | 9443557357 |
| v) Dr. M. Boopathy Raja
Deputy Warden and Assistant Professor,
Education Cell,
VC&RI, Tirunelveli - 627 358. | 9688806000 |
| vi) Dr. V. Ramakrishnan
Deputy Warden and Assistant Professor,
Dept. of Veterinary Pharmacology and Toxicology
VC&RI, Tirunelveli - 627 358. | 9789654869 |
| vii) Dr. A.R. Ninu
Deputy Warden and Assistant Professor,
Dept. of Veterinary Gynaecology and Obstetrics,
VC&RI, Tirunelveli - 627 358. | 9751048561 |
| viii) Dr. M. Sathiyabarathi,
Deputy Warden and Assistant Professor,
Dept. of Livestock Production and Management
VC&RI, Tirunelveli - 627 358. | 9787541922 |

6. Representatives from Parents

The representatives from parents of 2018-19 batch B.V.Sc. & A.H. will be intimated after the admission of 2018-19 batch of students to the college

7. Student Representatives:

Class Representatives:

IV - B.V.Sc. & A.H.(2014-15 batch)

- i) Selvan. M. Sunilvarma, BVT 14037
- ii) Selvi. S. Dhiviya, BVT 14008

III - B.V.Sc. & A.H.(2015-16 batch)

- i) Selvan. R. Arunesh Kumar, BVT 15007
- ii) Selvi. A. Saranya, BVT 15046

II - B.V.Sc. & A.H.(2016-17 batch)

- i) Selvan. R. Kavin Kishore, BVT16019
- ii) Selvi. . Janani, BVT16015

I - B.V.Sc. & A.H.(2017-18 batch)

- i) Selvan. M. Ragavendiran, BVT17053
- ii) Selvi. P. Pavithra, BVT17043

Hostel Representatives

IV - B.V.Sc. & A.H. (2014 -15 batch)

- i) Selvan. S. Gokul Prasath, BVT 14010
- ii) Selvi. spS. Meharaj, BVT 14021

III - B.V.Sc. & A.H. (2015-16 batch)

- i) Selvan. J. Karthikeyan, BVT 15032
- ii) Selvi. J. Jayalakshmi, BVT 15029

II - B.V.Sc. & A.H.(2016-17 batch)

- i) Selvan. G. Karthi, BVT 16017
- ii) Selvi. P. Nivetha, BVT 16027

I - B.V.Sc. & A.H.(2017-18 batch)

- i) Selvan. R. Mohan Raj , BVT17038
- ii) Selvi. R.A. Valarmathi, BVT17077

8. Representatives from Non-Teaching Staff

- | | |
|---|----------------------------|
| i) Th. K. Dhanabalan
Administrative Officer, Dean's Office | 7695957636
0462-2330675 |
| ii) Tmt. C. Amutha
Computer Operator, Education Cell. | 9994172138
0462-2330775 |

The members of the committee are requested to render their services to make ragging free campus.

The first meeting of the above committee members will be held on **26.09.2018** at 3.30 pm at the Dean's Chamber to discuss about the arrangements to be made.


DEAN 18.09.18
 VETERINARY COLLEGE AND RESEARCH INSTITUTE
TIRUNELVELI - 627 358.

TAMIL NADU VETERINARY AND ANIMAL SCIENCES UNIVERSITY

PROCEEDINGS OF THE DEAN
VETERINARY COLLEGE AND RESEARCH INSTITUTE
TIRUNELVELI - 627 358.

PRESENT: Dr. J. Johnson Rajeswar, Ph.D.,
DEAN(i/c)

No. 203/Anti-ragging Committee/Edn.Cell/VCRI,TNI/2019

Date: 30.05.2019

Sub.: VC&RI, Tirunelveli -B.V.Sc. & A.H. degree course - Academic Year 2019-20
Anti-ragging - Committee constituted - Orders - Issued -Reg.

The Anti-ragging Committee is constituted with the following members for the Prevention of ragging in Veterinary College and Research Institute, Tirunelveli.

1. **President**
The Commissioner of Police,
Tirunelveli
0462-2582696
0462-2571444
2. **Chairman**
 - i) Dr.J.Johnson Rajeswar
Dean In-Charge,
VC&RI, Tirunelveli - 627 358. 0462-2336345/44
 - ii) Inspector of Police,
Manur, Tirunelveli 0462-2485122
 - iii) The Tahsildar,
Tirunelveli. 0462-2333169
3. **Representative from Local Media**
Th. K. Selvakumar,
Reporter, Dinamalar 9487898348
6/44, Kamarajnagar, Manakavalampillai Nagar,
Palayamkottai, Tirunelveli - 627 002.
4. **Representative from N.G.O.**
Th. E. Murugan, 9443338364
Field Director,
Srinivasan Services Trust, Thirukkurungudi,
Nanguneri, (TK) Tirunelveli - 627 115.
5. **Representatives of Faculty Members**
 - i) Dr.M. Chellapandian 9442329003
Co-ordinator, Education Cell &
Professor and Head, 0462-2330775
Dept. of Animal Nutrition,
VCRI, Tirunelveli - 627 358.

- | | |
|--|----------------------------|
| ii) Dr. S. C. Edwin
Vice-President - Student's Association &
Professor and Head,
Livestock Farm Complex,
VC&RI, Tirunelveli - 627 358. | 9443208264 |
| iii) Dr. S. Paramasivan
Warden & Professor and Head,
Dept. of Anatomy, VC&RI, Tirunelveli - 627 358. | 9443767046 |
| iv) Dr. S. Saravanan
Deputy Warden and Associate Professor,
Dept. of Veterinary Medicine,
VC&RI, Tirunelveli - 627 358. | 9444219316 |
| v) Dr. P.A. Enbavelan
Deputy Warden and Assistant Professor,
Dept. of Veterinary Medicine
VC&RI, Tirunelveli - 627 358. | 9884331568 |
| vi) Dr. M. Murugan
Deputy Warden and Assistant Professor,
Dept. of Veterinary Gynaecology and Obstetrics,
VC&RI, Tirunelveli - 627 358. | 9600527151 |
| vii) Dr. M. Sutha
Deputy Warden and Assistant Professor,
Dept. of Livestock Products Technology,
VC&RI, Tirunelveli - 627 358. | 9994395637 |
| viii) Dr. M.Sathiyabarathi,
Deputy Warden and Assistant Professor,
Dept. of Livestock Production and Management
VC&RI, Tirunelveli - 627 358. | 9787541922 |
| 8. Representatives from Non-Teaching Staff | |
| i) Th. K. Dhanabalan
Administrative Officer, Dean's Office | 7695957636
0462-2330675 |
| ii) Tmt. C. Amutha
Computer Operator, Education Cell. | 9994172138
0462-2330775 |

6. Representatives from Parents

The representatives from parents of 2019-20 batch B.V.Sc. & A.H. will be intimated after the admission of 2019-20 batch of students to the college.

7. Student Representatives:

Class Representatives:

IV - B.V.Sc. & A.H.(2015-16 batch)

- i) Selvan. S. Giridharan, BVT15021
- ii) Selvi. S. Subhalakshmi, BVT15054

III- B.V.Sc. & A.H.(2016-17 batch)

- i) Selvan. P. Padmanabhan, BVT 16028
- ii) Selvi. P. Elavarasi, BVT16007

II- B.V.Sc. & A.H.(2017-18 batch)

- i) Selvan. P. Pragatheeswaran, BVT17047
- ii) Selvi. D. Santhiya, BVT17058

I - B.V.Sc. & A.H.(2018-19 batch)

- i) Selvan. M. Barath, BVT18013
- ii) Selvi. C. Ilamathi, BVT18020

Hostel Representatives

IV - B.V.Sc. & A.H.(2015 -16 batch)

- i) Selvan. K. Vigneshkumar, BVT15058
- ii) Selvi. J. Jayalakshmi, BVT15029

III- B.V.Sc. & A.H.(2016 -17 batch)

- i) Selvan. P.Ranjith, BVT 16039
- ii) Selvi. N. Ramaya, BVT 16038

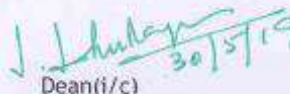
II- B.V.Sc. & A.H.(2017 - 18 batch)

- i) Selvan. G. Nithiskumar, BVT 17040
- ii) Selvi. M. Bagavathi, BVT 17009

I - B.V.Sc. & A.H.(2018-19 batch)

- i) Selvan. S. Barathraj , BVT18014
- ii) Selvi. M. Prema, BVT18052

The first meeting of the above committee members will be held on **12.06.2019 at 3.00 p.m.** at the Dean's Chamber to discuss about the arrangements to be made to ensure ragging free campus.


Dean(i/c)

Veterinary College and Research Institute
Tirunelveli - 627 358.

TAMIL NADU VETERINARY AND ANIMAL SCIENCES UNIVERSITY

PROCEEDINGS OF THE DEAN
VETERINARY COLLEGE AND RESEARCH INSTITUTE
TIRUNELVELI - 627 358

**PRESENT: Dr. A. PALANISAMMI, Ph.D.,
DEAN**

No. 168/Anti-ragging /Edn. Cell/VCRI,TNI/2021

Date: 19.08.2021

Sub.: VC&RI, Tirunelveli - B.V.Sc. & A.H. degree course - Academic year 2020-21
Anti-ragging - Committee constituted - Orders - Issued -Reg.

The Anti-ragging Committee is constituted with the following members for the Prevention of ragging in Veterinary College and Research Institute, Tirunelveli.

1. Chairman

Dr. A. Palanisammi
Dean, VCRI, Tirunelveli

0462-336345/44
97909 03335

2. Representatives of Civil / Police Administration

i) The Commissioner of Police,
Tirunelveli

0462-2582696
0462-2571444

ii) Inspector of Police,
Manur, Tirunelveli

0462-2485122

iii) The Thasildar,
Tirunelveli.

0462-2333169

3. Representative from Local Media

Th. K. Selvakumar,
Reporter, Dinamalar
6/44, Kamaraajnagar, Manakavalampillai Nagar,
Palayamkottai, Tirunelveli - 627 002.

9487898348

4. Representative from N.G.O.

Th. E. Murugan,
Field Director,
Srinivasan Services Trust, Thirukkurungudi,
Nanguneri, (TK) Tirunelveli - 627 115.

9443338364

5. Representatives of Faculty Members

- | | |
|--|----------------------------|
| i) Dr. S.C. Edwin
Vice-President - Student's Association &
Professor and Head,
Livestock Farm Complex,
VCRI, Tirunelveli - 627 358. | 9443208264 |
| ii) Dr. M. Chellapandian
Co-ordinator, Education Cell &
Professor and Head,
Dept. of Animal Nutrition,
VCRI, Tirunelveli - 627 358. | 9442329003
0462-2330775 |
| iii) Dr. R. Selvam
Assistant Co-ordinator, Education Cell &
Assistant Professor,
Livestock Farm Complex,
VCRI, Tirunelveli - 627 358 | 9940308012 |
| iv) Dr. S. Muthukrishnan,
Warden & Professor and Head,
Dept. of Anatomy,
VCRI, Tirunelveli - 627 358. | 7708270377 |
| v) Dr. S. Vasanthakumar,
Deputy Warden and Assistant Professor,
Dept. of Livestock Production and Management
VCRI, Tirunelveli - 627 358. | 9443779898 |
| vi) Dr. T. Lakshmi Prasanth
Deputy Warden and Assistant Professor,
Dept. of Veterinary Physiology & Biochemistry
VCRI, Tirunelveli - 627 358. | 9677114864 |
| vii) Dr. M. Sundaravinayaki
Deputy Warden and Assistant Professor,
Dept. of Veterinary Physiology & Biochemistry
VCRI, Tirunelveli - 627 358. | 7200572173 |
| viii) Dr. M.Sathiyabarathi,
Deputy Warden and Assistant Professor,
Dept. of Livestock Production and Management
VCRI, Tirunelveli - 627 358, | 9787541922 |

- ix) Dr. S. Sakthi Karthikeyan 7200771654
Assistant Co-ordinator, Education Cell &
Assistant Professor,
Dept. of Veterinary Pharmacology & Toxicology
VCRI, Tirunelveli - 627 358.

6. Representatives from Non-Teaching Staff

- i) Selvi. S. Shanthi, 9486201169
Administrative Officer, Dean's Office 0462-2330675
- ii) Tmt. S. Santhi, 8903175281
Accounts Officer, Dean's Office
- iii) Tmt. C. Amutha 8778537679
Assistant Programmer, Education Cell

7. Representatives from Parents

- i) Th. A. Perumal samy 9445854526
F/o P. Abarna 9487188022
6/3, Middle street
Uthupatti (po), Kovilpatti (Tk)
Thoothukudi - 628 502
- ii) Th. Mohamed Buhary 9626550678
F/o. Shirin Farhana, (2019-20 batch)
55, Samaina kader meethin moopan street,
Melapalayam, Palayamkottai (Tk),
Tirunelveli - 627 005

8. Student Representatives :

Class Representatives :

V - B.V.Sc. & A.H.(2016-17 batch)

- i) Dharanitharan, S BVT16004
- ii) Nivetha, A BVT16027
- iii) Ramanan, A, T BVT16037
- iv) Sakthisivapriya, B BVT16045

IV - B.V.Sc. & A.H.(2017-18)

- i) Dhatchanamoothil, C BVT17014
- ii) Keerthana, S BVT17032
- iii) Sathish, T BVT17062
- iv) Shanthini, S BVT17066

III - B.V.Sc. & A.H. (2018-19 batch)

- | | |
|------------------------|----------|
| i) Chidambaranathan, A | BVT18015 |
| ii) Nandhini, M | BVT18040 |
| iii) Percy Packya, I | BVT18045 |
| iv) Tharunkabilan, B | BVT18074 |

II - B.V.Sc. & A.H. (2019-20 batch)

- | | |
|-----------------------|----------|
| i) Harini Sri, R | BVT19020 |
| ii) Mayavasankar, N D | BVT19037 |
| iii) Vasigaran, V | BVT19071 |
| iv) Vinodhini, V | BVT19072 |

I - B.V.Sc. & A.H. (2020-21 batch)

- | | |
|-------------------------|----------|
| i) Abarna, P | BVT20001 |
| ii) Dhanush, S | BVT20018 |
| iii) Niyaz Mohamed Rafi | BVT20053 |
| iv) Priyadharshini, D | BVT20057 |

Hostel Representatives

V - B.V.Sc. & A.H. (2016-17 batch)

- | | |
|--------------------|----------|
| i) Haritha, N | BVT16013 |
| ii) Padmanabhan, P | BVT16028 |

IV - B.V.Sc. & A.H. (2017-18)

- | | |
|-------------------|----------|
| i) Balamurugan, V | BVT17010 |
| ii) Shanthini, S | BVT17066 |

III - B.V.Sc. & A.H. (2018-19 batch)

- | | |
|--------------------|----------|
| i) Raajapriya, S | BVT18055 |
| ii) Viswanathan, M | BVT18079 |

II - B.V.Sc. & A.H. (2019-20 batch)

- | | |
|-----------------|----------|
| i) Harigopal, S | BVT19019 |
| ii) Viveka, D | BVT19075 |

I - B.V.Sc. & A.H. (2020-21 batch)

- | | |
|-----------------------|----------|
| i) Niyaz Mohamed Rafi | BVT20053 |
| ii) Priyadharshini, D | BVT20057 |

Adharni
Dean 14/10/22
Veterinary College and
Research Institute
Tirunelveli

Murugan
14/10/22

TAMIL NADU VETERINARY AND ANIMAL SCIENCES UNIVERSITY

PROCEEDINGS OF THE DEAN
VETERINARY COLLEGE AND RESEARCH INSTITUTE
TIRUNELVELI - 627 358

PRESENT: Dr. A. PALANISAMMI, Ph.D.,
DEAN

No.2156/Anti-ragging /Edn. Cell/VCRI,TNI/2022

Date:19.05.2022

Sub.: VCRI, Tirunelveli - B.V.Sc. & A.H. degree course - Academic year 2021-22
Anti-ragging - Committee constituted - Orders - Issued -Reg.

The Anti-ragging Committee is constituted with the following members for the Prevention of ragging in Veterinary College and Research Institute, Tirunelveli.

1. Chairman

Dr. A. Palanisammi	0462-336345/44
Dean, VCRI, Tirunelveli	97909 03335

2. Representatives of Civil / Police Administration

- | | |
|--|------------------------------|
| i) The Commissioner of Police,
Tirunelveli | 0462-2582696
0462-2571444 |
| ii) Inspector of Police,
Manur, Tirunelveli | 0462-2485122 |
| iii) The Thasildar,
Tirunelveli. | 0462-2333169 |

3. Representative from Local Media

Th.A.Arul Dhasan Chief Reporter Hindu - Tamil No.E4, TNHB Colony, Near Palai Bus stand Palayamkottai, Tirunelveli - 627 002	7401329408
---	------------

4. Representative from N.G.O.

Th. E. Murugan, Field Director, Srinivasan Services Trust, Thirukkurungudi, Nanguneri, (TK) Tirunelveli - 627 115.	9443338364
---	------------

5. Representatives of Faculty Members

- | | | |
|-------|--|----------------------------|
| i) | Dr. S.C. Edwin
Vice-President - Student's Association &
Professor and Head,
Livestock Farm Complex,
VCRI, Tirunelveli - 627 358. | 9443208264 |
| ii) | Dr. M. Chellapandian
Co-ordinator, Education Cell &
Professor and Head,
Dept. of Animal Nutrition,
VCRI, Tirunelveli - 627 358. | 9442329003
0462-2330775 |
| iii) | Dr. K. Suresh Kumar
Assistant Co-ordinator, Education Cell &
Associate Professor,
Livestock Production Management,
VCRI, Tirunelveli - 627 358 | 9940308012 |
| iv) | Dr. S. Muthukrishnan,
Warden & Professor and Head,
Dept. of Anatomy,
VCRI, Tirunelveli - 627 358. | 7708270377 |
| v) | Dr. T. Lakshmi Prasanth
Deputy Warden and Assistant Professor,
Dept. of Veterinary Physiology & Biochemistry
VCRI, Tirunelveli - 627 358. | 9677114864 |
| vi) | Dr. K.S. Gnanalakshmi
Deputy Warden and Associate Professor,
Livestock Farm Complex
VCRI, Tirunelveli - 627 358. | 9445199034 |
| vii) | Dr. M. Sathiyabarathi,
Deputy Warden and Assistant Professor,
Dept. of Livestock Production and Management
VCRI, Tirunelveli - 627 358. | 9787541922 |
| viii) | Dr. S. Sakthi Karthikeyan
Assistant Co-ordinator, Education Cell &
Assistant Professor,
Dept. of Veterinary Pharmacology & Toxicology
VCRI, Tirunelveli - 627 358. | 7200771654 |

6. Representatives from Non-Teaching Staff

- | | |
|--|----------------------------|
| i) Selvi. S. Shanthi,
Administrative Officer, Dean's Office | 9486201169
0462-2330675 |
| ii) Tmt. S. Santhi,
Accounts Officer, Dean's Office | 8903175281 |
| iii) Tmt. C. Amutha
Assistant Programmer, Education Cell | 8778537679 |

7. Representatives from Parents

- | | |
|--|------------|
| i) Th. S. Kumaresan
F/o K. Kaileswari (2017-18 batch)
AD-10, New Building,
Tirunelveli-627002 | 8667808768 |
| ii) Dr. V. Srinivasan
F/o. S. Dhanush, (2020-21 batch)
1/223, Keelakutudankadu
Pudukottai (Post)
Thoothukudi - 628103. | 7708084470 |

8. Student Representatives :

Class Representatives :

V - B.V.Sc. & A.H.(2017-18)

- | | |
|------------------------|----------|
| i) Dhatchanamoorthi, C | BVT17014 |
| ii) Keerthana, S | BVT17032 |
| iii) Sathish, T | BVT17062 |
| iv) Shanthini, S | BVT17066 |

IV - B.V.Sc. & A.H.(2018-19 batch)

- | | |
|----------------------|----------|
| i) Maheswaran, K | BVT18032 |
| ii) Manimozhi, S. | BVT18033 |
| iii) Ramya pandi, M. | BVT18059 |
| iv) Sainath, P. | BVT18064 |

III - B.V.Sc. & A.H.(2019-20 batch)

- | | |
|------------------------|----------|
| i) Kaaviya N | BVT19023 |
| ii) Kavin G | BVT19026 |
| iii) Sumit Kumar Singh | BVT19043 |
| iv) Praveena A R | BVT19065 |

II - B.V.Sc. & A.H.(2020-21 batch)

- | | |
|-------------------|----------|
| i) Dhiyaanesh R M | BVT20021 |
| ii) Indrasha M | BVT20031 |
| iii) Preetika V L | BVT20055 |
| iv) Ragghul Y P | BVT20058 |

Hostel Representatives :

V - B.V.Sc. & A.H.(2017-18)

- | | |
|-------------------|----------|
| i) Balamurugan, V | BVT17010 |
| ii) Shanthini, S | BVT17066 |

IV - B.V.Sc. & A.H.(2018-19 batch)

- | | |
|---------------------|----------|
| i) Dharanidharan M | BVT18016 |
| ii) Kabilleshwari S | BVT18024 |

III - B.V.Sc. & A.H.(2019-20 batch)

- | | |
|------------------|----------|
| i) Ratheesh S | BVT19050 |
| ii) Vinukavi B N | BVT19073 |

II - B.V.Sc. & A.H.(2020-21 batch)

- | | |
|---------------|----------|
| i) Mona Sri T | BVT20049 |
| ii) Pradhap M | BVT20054 |

A. Ramani
19/5/22
Dean
Veterinary College and
Research Institute
Tirunelveli

Murugan
19/5/22

डॉ. एस. के. दुत्ता
सदस्य सचिव (सीपीसीएसईए)
Dr. S. K. Dutta
Member Secretary (CPCSEA)



सत्यमेव जयते

भारत सरकार
मत्स्यपालन, पशुपालन एवं डेयरी मंत्रालय
पशुपालन एवं डेयरी विभाग
पशुओं पर परीक्षण के नियंत्रण एवं पर्यवेक्षण
के प्रयोजनार्थ सभिति (सीपीसीएसईए)

Government of India
Ministry of Fisheries, Animal Husbandry and Dairying
Department of Animal Husbandry and Dairying
Committee for the Purpose of Control and Supervision
of Experiments on Animals (CPCSEA)
No: 25/12/2017-CPCSEA
Date: 21/Apr/2022

AD
i. forwarded to To,
rec. Prof & Head
VPT.

Dr A Palanisammi, Chairperson, IAEC
Veterinary College and Research Institute Tirunelveli
Department of Veterinary Pharmacology and Toxicology, Veterinary College and
Research Institute, Tirunelveli- 627 358, Tamil Nadu
E-mail: apalanisammi@gmail.com
Mobile: 9790903335

Subject: Registration of Establishment with CPCSEA / Constitution of Institutional
Animals Ethics Committee (IAEC) - regarding.

Sir,

This is with reference to your application on the above mentioned subject. The animal
house facility of your establishment has been registered with CPCSEA for the purpose of
'Research for Education purpose on Small animal,'

2. The Registration number of the animal house facility of your establishment
is **2161/GO/Re/S/22/CPCSEA** and the registration is valid up to five years from the date of
issue of this letter. Henceforth, the above registration number may be quoted in all your future
correspondence with this office.

3. No in-house breeding shall undertaken by the establishment without prior permission
from CPCSEA.

4. Animal shall be procured only from those establishments which have been registered
with CPCSEA for breeding for the purpose of trade.

5. Further, the biodata and consent letters of 5 IAEC members submitted by you are as per
rule. Therefore, CPCSEA has accepted the following members recommended by your
establishment:

Name of the IAEC Members	Designation in IAEC
1) Dr A Palanisammi	Biological Scientist (Chairperson)
2) Dr. V. Suresh Kumar	Scientist Incharge of Animal House Facility (Member Secretary)
3) Dr. S.C. Edwin	Scientist from different biological discipline
4) Dr S Malmarugan	Scientist from different biological discipline
5) Dr. S.Sakthikarthikeyan	Veterinarian

Contd...

6. CPCSEA hereby nominates the following members to the Institutional Animals Ethics Committee (IAEC) of your establishment:

1) Dr. Murali Krishna. P D-31, cgra, Muralika, Udaygiri, Chempazhanthi P.O Trivanderum, Kerala 695587 Contact No :9400828424 Email :mkvetri@gmail.com	Main Nominee
2) Dr. P. Rameshkumar Scientist, Central Marine Fisheries Research Institute (CMFRI), Mandapam Regional Centre, Marine Fisheries P.O. Mandapam Camp-623 520, Tamil Nadu. Contact No :9659384485 Email :prkvet@rediffmail.com	Link Nominee
3) Dr. P. Manoj Kumar The Dale View College of Pharmacy & Research Centre, Punalal. P.O., Thiruvananthapuram 695575 Contact No :9496545116 Email :dvpharma@gmail.com	Scientist from out side of the Institute
4) Shri. T. Arul Shobi 9-102, Andarvilai Street Manavalakurichi Post - 629252, Kanyakumari Dist, Tamilnadu Contact No :9600198322 Email :arul_shobi@rediffmail.com	Socially aware Nominee

(Please note that any change in IAEC members can be made only with prior approval of CPCSEA.)

7. You are requested to convene the meeting of the constituted IAEC within 30 days and forward the Minutes of the meeting to the O/o CPCSEA, New Delhi.

8. In addition, it is to inform you that only above approved IAEC members shall sign, with date, on the attendance sheet of the IAEC meetings, and decisions will be taken only in meetings where quorum is complete. The quorum for holding IAEC meeting is six (6), and Main Nominee, Scientist from outside the Institute and Socially Aware Nominee must be present in such meetings. Link Nominee can attend in case main nominee conveys his unavailability in writing to the chairman IAEC. However, the Link Nominee should be invited once a year to update him/ her about the activities of the IAEC. Any decision taken in the meetings of IAEC without quorum shall be considered invalid.

9. Further, it is to inform you that the IAEC is required to be reconstituted at the time of renewal of registration as per CPCSEA guidelines. Therefore, the IAEC of your establishment is valid up to the validity of Registration.

Contd...

10. It is also to inform you that before commencing any research on large animals you are required to send the research protocols with due recommendation of IAEC to CPCSEA for their approval(Procedure for submission of Research Protocols is available on the Website of CPCSEA).

Yours sincerely,



(Dr. S. K. Dutta)
Member Secretary (CPCSEA)

Copy for necessary action to: Nominees of CPCSEA.

The Main Nominee is requested to ensure conduct of the IAEC meetings as stipulated in the SOP and to furnish the Annual Inspection Report of the Animal House Facility regularly to the O/o CPCSEA.

TAMILNADU VETERINARY AND ANIMAL SCIENCES UNIVERSITY
PROCEEDINGS OF THE DEAN
VETERINARY COLLEGE & RESEARCH INSTITUTE, TIRUNELVELI

PRESENT: Dr. A. PALANISAMMI, Ph.D.,
DEAN

No. 4976 / E1/Estt /VCRI-TNI/2019

Dated: 14.11.2019

Sub.: Establishment - VCRI, Tirunelveli --Prevention of Sexual Harassment of Women - Committee Constituted - Orders - Issued.

The following committee is constituted for "Prevention of sexual harassment of women VCRI, Tirunelveli". They are requested to follow the rules and regulations as per "Prevention, Prohibition and Redressal of sexual harassment in Institution ACT, 2013"

Chairman	Dr. R. Johnson Rajeswar, Professor and Head, Dept. of VMC
Member	Dr. S. Senthil Kumar Associate Professor Dept. of VAE
	DR. M. Sundaravinayaki Assistant Professor Dept. of VPB
	Selvi. S. Shanthi Administrative Officer

ole

A. Palaniammi
 14.11.2019
 Dean

Veterinary College and Research Institute
 Tirunelveli

14/11/2019

To

The Chairman and Members Concerned, VCRI, Tirunelveli.

DESPATCHED
 On 14.11.2019 *802*

TAMILNADU VETERINARY AND ANIMAL SCIENCES UNIVERSITY
PROCEEDINGS OF THE DEAN
VETERINARY COLLEGE & RESEARCH INSTITUTE, TIRUNELVELI

PRESENT: Dr. A. PALANISAMMI, Ph.D.,
DEAN


No 2912 / E1/Estt /VCRI-TNI/2020

Dated: 18.11.2020

Sub.: Establishment - VCRI, Tirunelveli – Prevention of Sexual Harassment of Women – Committee Constituted – Orders – Issued.

The following committee is constituted for "Prevention of sexual harassment of women VCRI, Tirunelveli". They are requested to follow the rules and regulations as per "Prevention, Prohibition and Redressal of sexual harassment in Institution ACT, 2013"

Chairman	Dr. M.Chellapandian, Professor and Head, Dept. of ANN
Member	Dr. T. Ravimurugan Associate Professor and Head Dept. of AGB
	Dr. M. Sathiyabarathi Assistant Professor Dept. of LPM
	Selvi. S. Shanthi Administrative Officer


Dr. A. Palanisammi
 Dean 18.11.2020
 Veterinary College and Research Institute
 Tirunelveli

To

The Chairman and Members Concerned, VCRI, Tirunelveli.

DESPATCHED
 On 18/11/2020 82

TAMILNADU VETERINARY AND ANIMAL SCIENCES UNIVERSITY
PROCEEDINGS OF THE DEAN
VETERINARY COLLEGE & RESEARCH INSTITUTE, TIRUNELVELI

PRESENT: Dr. A. PALANISAMMI, Ph.D.,
DEAN


No. 4684 -1 /E1/Estt /VCRI-TNI/2021

Dated: 27 11 2021

Sub.: Establishment - VCRI, Tirunelveli – Prevention of Sexual Harassment of Women – Committee Constituted – Orders – Issued.

The following committee is constituted for "Prevention of sexual harassment of women VCRI, Tirunelveli". They are requested to follow the rules and regulations as per "Prevention, Prohibition and Redressal of sexual harassment in Institution ACT, 2013"

Chairman	Dr. S.C. Edwin, Professor and Head, Livestock Farm Complex
Member	Dr. S. Muthukrishnan Professor and Head Dept. of VAN
	Dr. S. Rajathi Professor and Head Dept. of VAN
	Selvi. S. Shanthi Administrative Officer


 Dean
 Veterinary College and Research Institute
 Tirunelveli

To

The Chairman and Members Concerned, VCRI, Tirunelveli.


DESPATCHED
 On 27 11 2021

ANNEXE- 9

6.5.2.3. Credentials of the faculty:

1. Department of Animal Nutrition

Name & designation of faculty	Highest Qualification	Related work experience in field (in years)		Membership in professional bodies, certified courses, fellowship, diplomates in specialized boards (details)	Honours and awards received
Dr. M. Chellapandian Professor and Head	Ph.D., (Animal Nutrition)	Teaching	11	Membership in professional bodies: Life member in i) Indian Society for Sheep & Goat Production and Utilisation, Rajasthan ii) Society for Conservation of Domestic Animal Biodiversity, NBAGR - ICAR, Karnal, Haryana iii) Association of Meat Scientists and Technologists, Department of Meat Science and Technology, Madras Veterinary College iv) Tamilnadu Veterinary and Animal Sciences University Teachers' Association v) Animal Nutrition Association, India vi) Society for Veterinary Science and Biotechnology	i) Chancellor Channa Reddy Award 1995 TANUVAS for securing highest OGPA in M.V.Sc. Animal Nutrition ii) Breed Saviour Award 2011 - Certificate of appreciation by National Biodiversity Authority, Govt. of India for documentation of Kilakarsal sheep in Tirunelveli - Tamilnadu iii) Best College Award, 2019: VCRI, Tirunelveli - President, VCRI Tirunelveli chapter, Agri Tamil Society, New Delhi for best performance among veterinary colleges in promoting Tamil iv) 7th Venus International Science and Technology Award - VISTA 2021 : Distinguished Faculty Award in Animal Nutrition under Veterinary and Animal Sciences Discipline, Venus International
		Research	16		

		Extension	09	vii) Indian Society for Veterinary Medicine viii) Agricultural Scientific Tamil Society (SciTSA), New Delhi ix) Tamil Society for Veterinary Sciences x) Indian Poultry Science Association xi) Institute of Researchers, Kerala	Foundation, Chennai, India for extraordinary Science and Technology Professionals v)) InRes Academic Excellence Award 2021, Institute of Researchers, Kerala for Academic excellence	
Continuous documented excellence in teaching			Other demonstrated competencies (publications, projects handled)			Details of courses handled
Achievements - effective teaching and learning outcomes (write salient achievement only as bullet points)	➤ Lecture notes/Practical manual prepared for B.V.Sc. & A.H students - 28 nos.		No. of Publications (PEER REVIEWED)	i) Research papers National / International Scientific Journals -53 ii) Scientific Conference/Seminar/ Workshop proceedings as lead papers, full papers & abstracts -83 iii) Books (Technical volumes National level publishers with ISBN/ISSN numbers) -12 iv) Book chapters (knowledge based volumes by National level publishers with ISBN/ISSN numbers) -55 v) Training Manual/Seminar Compendium Knowledge based volumes -14 vi) Popular articles (published in a Newspaper / Professional magazines & Journals) -72 vii) Pamphlets (published for distribution to farmers) -37		i) UG courses : B.F.Sc AHU (3+1) Animal Husbandry - 02 ii) UG courses : B.V.Sc. & A.H : a) ANN 111 Principles of Animal Nutrition and Feed Technology (2+1) - 05 b) ANN 121 Applied Animal Nutrition (Ruminants) (2+1) -05 c) ANN 211 Applied Animal Nutrition (Non Ruminants, Mono gastrics and Poultry) (2+1) - 05 d) Animal Nutrition (3+1) II Professional year - 03 iii) PG courses: M.V.Sc (Animal Nutrition) - 03
E-modules prepared	--		No. of Projects			
Research Guidance	M.V.Sc	Ph.d	Others	Completed	Ongoing	
Chairman	01	-	-	19	06	

Member	-	05	-			
Name & designation of faculty	Highest Qualification	Related work experience in field (in years)		Membership in professional bodies, certified courses, fellowship, diplomates in specialized boards (details)		Honours and awards received
Dr.D.Thirumeignanam Assistant Professor	Ph.D	Teaching	10	07 1. Member of Animal Nutrition Society of India 2. Member of Animal Nutrition Association of India 3. Life member of Agricultural Scientific Tamil Society, New Delhi, India 4. Member of Veterinary Council of India 5. Member of Tamilnadu Veterinary Council 6. Life Member of Kalnadai Ariviyal Tamil Iyakkam 7. Life member of Tamilnadu Veterinary and Animal Sciences University Teachers' Association		1. Ph.D programme fellowship award by NDRI, Karnal, Haryana 2. Best Research paper presentation -First prize in National seminar on Current Nutritional concepts for Productivity enhancement in livestock and poultry at MVC, Chennai. Held during 29.08.2013 to 30.08.2013. citation given by ICAR& CFTU-TANUVAS 3. Best paper presentation- First prize in 5th Kerala Veterinary Science Congress 2013, Thrissur, Kerala from 09.11.2013 to 10.11.2013. citation and given by Indian Veterinary association, Kerala 4. Best oral presentation - Third prize for in National Agroforestry Symposium 2020 (NAFS 2020) on Climate Resilient Agroforestry Systems To Augment Livestock Productivity Ensuring
		Research	12			
		Extension	10			

					Environmental Biodiversity held during 05 & 06 March, 2020 at IAN Kattupakkam, TANUVAS				
Continuous documented excellence in teaching			Other demonstrated competencies (publications, projects handled)			Details of courses handled			
Achievements - effective teaching and learning outcomes (write salient achievement only as bullet points)	Due to effective teaching & learning our students gets <ul style="list-style-type: none">➤ ICAR rank -top ten for PG education (Animal Science) - 2 to 5 students per year➤ 99-100% pass percentage in Animal nutrition board exams➤ Teaching in Excess of UGC norms as follows-<ul style="list-style-type: none">✓ Study circle-Livestock Production systems- 5 batches✓ Tracking programme-Clinical/Interventional Nutrition- 5 batches✓ Entrepreneurial Training programme-Feed production - Mineral mixture- 2 batches✓ Communications Skills Development course- 1 batch			No. of Publications (PEER REVIEWED)	<ul style="list-style-type: none">✓ 15 peer reviews articles✓ 34 research / book chapters in conference proceedings	23 UG courses handled			
	E-modules prepared	Online Google quiz programmes for Animal nutrition subjects				No. of Projects		3 PG courses handled	
	Research Guidance	M.V.Sc	Ph.d			Others	Completed		Ongoing
	Chairman	-	-			-	5		5
	Member	-	-			-			
						1. ANN 111(2+1)-Principles of Animal Nutrition & Feed Technology- 5 courses/batches			
						2. ANN 121(2+1)--Applied Animal Nutrition I (Ruminants)- 5 courses/batches			
						3. ANN 211(2+1)--Applied Animal Nutrition II (Non-Ruminants, Poultry & Lab animals)- 5 courses/batches			
						4. Animal Nutrition (3+1)- 5 courses/batches			
						5. VMD513- Pet animal Nutrition-1 course/batches			
						6. VMD512-Wild Animal Nutrition-2 courses/batches			
						1. ANN 605 (2+1) -Ruminant Nutrition			
						2. ANN 603 (1+1) -Feed Technology			
						3. ANN 604 (2+2) -Feed			

						Conservation, storage and quality control
Name & designation of faculty	Highest Qualification	Related work experience in field (in years)		Membership in professional bodies, certified courses, fellowship, diplomates in specialized boards (details)		Honours and awards received
Dr. N. ARULANTHAN	Ph.D	Teaching	15	1. Life Member- Tamil Nadu State Veterinary Council 2. Life Member -Animal Nutrition Association, India 3. Life Member- Animal Nutrition Society of India 4. Life Member- Indian Poultry Science Association 5. Life Member- Indian Society for Sheep and Goat Production and Utilization 6. Life Member- Association of Meat Scientists and Technologist 7. Life member- Agricultural Scientific Tamil Society 8. Life Member- Veterinary Tamil Society 9. Life Member- Indian Society for Sheep and Goat Production and Utilization		1. Chancellor of TANUVAS Dr.R.Rosiah Award” for best Ph.D student (highest OGPA) in Animal production subjects during TANUVAS XIX convocation held on 07.09.2017 2. “SKM Animal Feeds and Foods (India) Ltd. Gold Medal Award” for best Ph.D student in Avian Studies during TANUVAS XIX convocation held on 07.09.2017 3. Best Oral Presentation Award: In the National Agroforestry Symposium 2020 on “Climate Resilient Agroforestry systems to augment livestock productivity ensuring environmental biodiversity” held at Institute Animal Nutrition, PGRIAS Campus, TANUAVS, Kattupakkam 4. Best Young Professional Award: 6th National Conference on “Agricultural Scientific Tamil” at International Institute of Tamil Studies, Taramani, Chennai on 21/12/2020 and 22/12/2020.
		Research	15			
		Extension	15			

					<p>5. Best Oral presentation Award in the International Conference on Animal Nutrition 2019 on “Nutritional Strategies for improving farm Profitability and Clean Animal Production” at Kolkata on 17-19 December 2019</p> <p>6. Best Research Paper Award in Animal Sciences (oral presentation) at National Scientific Tamil Conference held at Tamil Nadu Veterinary and Animal Sciences University, Coimbatore on 5th 7 6th of August 2016 organized by Agricultural Scientific Tamil Society (SciTSA), New Delhi.</p>
Continuous documented excellence in teaching			Other demonstrated competencies (publications, projects handled)		Details of courses handled
Achievements - effective teaching and learning outcomes (write salient achievement only as bullet points)	<ul style="list-style-type: none"> ❖ Lecture Notes for Animal Nutrition Courses ❖ Practical Manual for Animal Nutrition Courses ❖ Books on Nutritional Technologies ❖ PowerPoint presentation for Animal Nutrition courses with illustrations for online and offline mode of teaching ❖ Charts for easy demonstration 		No. of Publications (PEER REVIEWED)	32	<p><u>Animal Nutrition course for UG 2012-13 UG Batch:</u></p> <ul style="list-style-type: none"> ❖ ANN 211 (2+1)- Practical <p><u>2013-14 UG Batch:</u></p> <ul style="list-style-type: none"> ❖ ANN 111 (2+1)- Practical ❖ ANN 121 (2+1)- Practical ❖ ANN 211 (2+1)- Theory <p><u>2014-15 UG Batch:</u></p> <ul style="list-style-type: none"> ❖ ANN 111 (2+1)- Practical ❖ ANN 121 (2+1)- Practical ❖ ANN 211 (2+1)- Theory <p><u>2015-16 UG Batch:</u></p> <ul style="list-style-type: none"> ❖ ANN 111 (2+1)- Practical ❖ ANN 121 (2+1)- Practical ❖ ANN 211 (2+1)- Theory

E-modules prepared				No. of Projects	
Research Guidance	M.V.Sc	Ph.d	Others	Completed	Ongoing
Chairman	-	-	-	12	5
Member	1	-	-		
<div>2016-17 UG Batch:<ul style="list-style-type: none">❖ ANN 111 (2+1)- Practical❖ ANN 211 (2+1)- Theory2017-18 UG Batch:<ul style="list-style-type: none">❖ Animal Nutrition Unit I &II- Practical❖ Animal Nutrition-Unit -IV- Theory2018-19 UG Batch:<ul style="list-style-type: none">❖ Animal Nutrition-Unit I & II- Practical❖ Animal Nutrition Unit-IV- Theory2019-20 UG Batch<ul style="list-style-type: none">❖ Animal Nutrition Unit &-II- Practical❖ Animal Nutrition -Unit-III- Theory2020-21 UG Batch<ul style="list-style-type: none">❖ Animal Nutrition-Unit I & II- PracticalAnimal Nutrition courses for PG (2019-20 Batch)<ol style="list-style-type: none">1. ANN 602)-Animal Nutrition- Minerals, Vitamins and Feed Additives (3+1)2. ANN 606- Non Ruminant Nutrition (1+1)3. ANN 607- Nutrition of companion, Laboratory, Wild and Zoo Animals (2+1)</div>					

02. Department of Veterinary Anatomy

Name & designation of faculty	Highest Qualification	Related work experience in field (in years)		Membership in professional bodies, certified courses, fellowship, diplomates in specialized boards (details)	Honours and awards received	
Dr. S. Muthukrishnan Professor and Head	Ph. D.,	Teaching	21	Indian Association of Veterinary Anatomists Veterinary Council of India	-	
		Research	21			
		Extension	21			
Continuous documented excellence in teaching			Other demonstrated competencies (publications, projects handled)		Details of courses handled	
Achievements - effective teaching and learning outcomes (write salient achievement only as bullet points)		-		No. of Publications (PEER REVIEWED)	28	
E-modules prepared				No. of Projects		Veterinary Anatomy - First Professional Year - 4+3 Since 2001 onwards
Research Guidance	M.V.Sc	Ph.d	Others	Completed	Ongoing	
Chairman		1		-	-	
Member		1				

Name & designation of faculty	Highest Qualification	Related work experience in field (in years)		Membership in professional bodies, certified courses, fellowship, diplomates in specialized boards (details)	Honours and awards received
Dr. S. Rajathi Assistant Professor	Ph. D.,	Teaching	10	Indian Association of Veterinary Anatomist Veterinary Council of India Indian Journal of Veterinary and Animal Sciences Research Agri Tamil Scientific society Kalnadal Ariviyal Tamil Iyakkam Diploma in Computer Applications - ICT, April 2002	<ul style="list-style-type: none"> • MRV Panicker's memorial medal for highest OGPA/marks obtained by the student of Madras Veterinary College in all the courses of the BVSC degree programme 2003. TANUVAS • Dr. C.K. Velayuthan Nair memorial medal for highest marks obtained in Pharmacology 2003. TANUVAS • Sri. M. Kullamma Naicker of Neikarapatti estate prize for highest marks obtained in Dairy science 2003. TANUVAS • Dr.D. Sezhian memorial award for the best BVSC student scoring highest marks in Dairy Science 2003. TANUVAS • Best student award for the highest OGPA in Veterinary Anatomy in M.V.Sc. degree programme(2005) • Dr. C. Vijayaraghavan memorial Silver jubilee wards and gold plated silver medal for the best paper in Avian Anatomy (2012) • Best Paper Award in Agri Scientific Tamil Society conference in 2015 • Best Popular Article award in Agri Tamil Scientific Socieity in the year 2016 • Best Popular Article award in Agri
		Research	10		
		Extension	10		

						Tamil Scientific Socieity in the year 2017 <ul style="list-style-type: none">• Best Popular Article award in Agri Tamil Scientific Socieity in the year 2019• Dr. C. Vijayaraghavan memorial Silver jubilee wards and gold plated silver medal for the best paper in Avian Anatomy (2019)• Dr. C. Vijayaraghavan memorial Silver jubilee wards and gold plated silver medal for the best paper in Developmental Anatomy (2022)• Best Popular Article award in Agri Tamil Scientific Socieity in the year 2020• Best Paper Award in Agri Scientific Tamil Society conference in 2020
Continuous documented excellence in teaching				Other demonstrated competencies (publications, projects handled)		Details of courses handled
Achievements - effective teaching and learning outcomes (write salient achievement only as bullet points)	-			No. of Publications (PEER REVIEWED)	66	Veterinary Anatomy - First Professional Year - 4+3 Since 2012 onwards
E-modules prepared				No. of Projects		
Research Guidance	M.V.Sc	Ph.d	Others	Completed	Ongoing	
Chairman				2	-	
Member						

Name & designation of faculty		Highest Qualification	Related work experience in field (in years)		Membership in professional bodies, certified courses, fellowship, diplomats in specialized boards (details)		Honours and awards received
Dr. A.V.Gensis Inigo Assistant Professor		M.V.Sc,	Teaching	7	Membership in professional bodies - 6 Post Graduate Diploma in Participatory Rural Appraisal (PGDPRA) - (TANUVAS) Certificate course in Agricultural Extension - (BHU & IIT-K)		➤ Best Oral Presentation Award - 8 th IVEF National Conference, Nagpur - 2018.
			Research	7			
			Extension	7			
Continuous documented excellence in teaching				Other demonstrated competencies (publications, projects handled)			Details of courses handled
Achievements - effective teaching and learning outcomes (write salient achievement only as bullet points)		•Created 7 teaching aids •Imparted knowledge skill to students in preparation of Non-projected visual aids, Organising meeting, health camps and campaign at village level		No. of Publications (PEER REVIEWED)	5		B.V.Sc & A.H. VAE 311 - Principles of Veterinary and A.H. Extension TVC 421- Veterinarian in Society III Professional year - Veterinary and A.H. Extension Education
E-modules prepared	-			No. of Projects			
Research Guidance	M.V.Sc	Ph.D	Others	Completed		Ongoing	
Chairman	-	-	-	1		-	

3. Animal Genetics and Breeding

Name & designation of faculty	Highest Qualification	Related work experience in field (In years)		Membership in professional bodies, certified courses, fellowship, diplomates in specialized boards (details)	Honours and Awards received
Dr. T. Ravimurugan Associate Professor and Head	Ph.D.,	Teaching	12.9 Years	Membership in professional bodies 1. Life member, Tamil Nadu State Veterinary Council, Chennai. 2. Life member, Indian Society for Animal Genetics and Breeding, New Delhi 3. Life member, Indian Society for Sheep and Goat Production and Utilization. 4. Life Member, Society for Conservation of Domestic Animal Biodiversity, Karnal. 5. Life Member, Association of Meat Scientists and Technologists, Chennai. 6. Life Member, Tamil Science Society, New Delhi (Registration No. LM0075). 7. Life Member, Indian Society for Veterinary Immunology and Biotechnology, Tamil Nadu. 8. Life Member, the Indian society of animal production management, Gujarat. 9. Life Member, Tamil Society for Veterinary Sciences, Tamil Nadu 10. President, TANUVAS Teacher's association. 11. President, Kalnadai Ariviyal Tamil Iyakkam	1. Tamil Peravai Award 2011 conferred by TANUVAS (best author for a book entitled Dog rearing) 2. Breed Saviour Award 2015 conferred by ICAR-NBAGR, Karnal, Harayana (Kilakarsal) 3. Breed Saviour Award 2016 conferred by ICAR-NBAGR, Karnal, Harayana (Chavaadu) 4. Breed Saviour Award 2017 conferred by ICAR-NBAGR, Karnal, Harayana (Ramanad White) 5. Shantha Memorial Award 2019 (best author for a book entitled <i>Kalnadai valarkalam kasu panam serkalam</i>) 6. Best Book Award 2019 conferred by TNAU (book entitled <i>Kalnadai valarkalam kasu panam serkalam</i>) 7. Best Book Award 2020 conferred by MS Swaminathan Foundation, Chennai and Agriculture Tamil Society,
		Research	2.5 years		
		Extension	1.6 years		

				12. Life member, the Indian society for study of animal reproduction	New Delhi (book entitled <i>Suthamana pal urpathi matrum pal porutkal thayarippu</i>) 8. Best worker award conferred by district administration, Thoothukudi	
Continuous documented excellence in teaching				Other demonstrated competencies (Publications, projects handled)		Details of courses handled
Achievements - effective teaching and learning outcomes (write salient achievement only as bullet points)				No. of Publications (PEER REVIEWED)	1. Research Articles- 49 2. Popular Articles- 127 3. Books, booklets - 32	Under Graduate Course 1. AGB111 Biostatistics and computer application2+1 2012-13 batch 2. AGB111 Biostatistics and computer application2+1 2014-15 batch 3. AGB121 Principles of Animal Genetics and Population Genetics 2+1 2014-15 batch 4. AGB211 Livestock and Poultry Breeding 2+1 2014-15 batch 5. VMD512 Zoo/wild animal Breeding, management, Nutrition and Health care 1+1 2014-15 batch 6. VMD513 Pet animal Breeding, management, Nutrition and Health care 1+1 2014-15 batch 7. AGB Unit-3 Principles of Animal Breeding 3+1 2017-18 batch
E-modules prepared				No. of Projects		
Research Guidance	M.V. Sc	Ph.D.	Others	Completed	Ongoing	
Chairman				PI - 01 CO-PI - 09 Training Projects (Externally Funded): 21	PI-1 CO-PI-1	
Member	1	-	-			

						<p>8. AGB Unit-3 Principles of Animal Breeding 3+1 2018-19 batch</p> <p>9. VMD512 Zoo/wild animal Breeding, management, Nutrition and Health care 1+1 2015-16 batch</p> <p>10. VMD513 Pet animal Breeding, management, Nutrition and Health care 1+1 2015-16 batch</p> <p>11. AGB Unit-3 Principles of Animal Breeding 3+1 2019-20 Batch</p> <p>12. VMD512 Zoo/wild animal Breeding, management, Nutrition and Health care 1+1 2016-17 batch</p> <p>13. VMD513 Pet animal Breeding, management, Nutrition and Health care 1+1 2016-17 batch</p> <p>Post Graduate Course</p> <ol style="list-style-type: none"> 1. AHS 601 Applied Statistics 2+1 2019-2020 Batch 2. AHS 601 Applied Statistics 2+1 2022-2023 Batch <p>Tracking course</p> <ol style="list-style-type: none"> 1. Tracking - Cryobiology of gametes- Ward 2016-17 batch
--	--	--	--	--	--	--

Name & designation of faculty		Highest Qualification	Related work experience in field (in years)		Membership in professional bodies, certified courses, fellowship, diplomates in specialized boards (details)		Honours and awards received
Dr. M. SEEVAGAN ASSISTANT PROFESSOR		M.V.Sc.	TEACHING	7 YEARS	1. SOCIETY FOR CONSERVATION OF DOMESTIC ANIMAL BIODIVERSITY 2. INDIAN POULTRY SCIENCE ASSOCIATION 3. INDIAN SOCIETY FOR SHEEP AND GOAT PRODUCTION AND UTILIZATION 4. AGRICULTURAL SCIENTIFIC TAMIL SOCIETY 5. KALNADAI ARIVIYAL THAMIL IYAKKAM		
			Research				
			Extension				
Continuous documented excellence in teaching				Other demonstrated competencies (publications, projects handled)			Details of courses handled
Achievements - effective teaching and learning outcomes (write salient achievement only as bullet points)				No. of Publications (PEER REVIEWED)		FOUR NUMBERS	UG COURSES FOR B.V.Sc. & A.H. 1. ANIMAL GENETICS AND BREEDING (3 + 1)
E-modules prepared				No. of Projects			
Research Guidance	M.V.Sc	Ph.d	Others	Completed	Ongoing		
Chairman	-	-	-				
Member	-	-	-				

04. VETERINARY PHYSIOLOGY AND BIOCHEMISTRY

Name & designation of faculty		Highest Qualification	Related work experience in field (in years)		Membership in professional bodies, certified courses, fellowship, diplomates in specialized boards (details)		Honours and awards received		
K. LOGANATHASAMY Associate Professor and Head		Ph.D	Teaching	16 years 6 months	Tamilnadu State Veterinary Council - Member Animal Physiologists Association - Executive Member		Junior Research Fellowship for M.V.Sc degree (ICAR) Senior Research Fellowship for Ph.D degree (IVRI)		
			Research	16 years 6 months					
			Extension	16 years 6 months					
Continuous documented excellence in teaching				Other demonstrated competencies (publications, projects handled)				Details of courses handled	
Achievements - effective teaching and learning outcomes (write salient achievement only as bullet points)		-		No. of Publications (PEER REVIEWED)		37		Under graduated courses in Veterinary Physiology and Veterinary Biochemistry for B.V.Sc. & A.H. Students PG courses in Veterinary Physiology and Veterinary Biochemistry for M.V.Sc. students Doctoral courses in Veterinary Physiology for Ph.D. students	
E-modules prepared	VPY211 Veterinary Physiology III		No. of Projects						
Research Guidance	M.V.Sc	Ph.d	Others	Completed		Ongoing			
Chairman	6	-	-	1		-			
Member	9	4	1						

Name & designation of faculty	Highest Qualification	Related work experience in field (in years)		Membership in professional bodies, certified courses, fellowship, diplomates in specialized boards (details)		Honours and awards received
T.LAKSHMI PRASANTH ASSISTANT PROFESSOR	Ph.D.,	Teaching	10	Member, Society of Biological Chemists of India Member, ISVIB Member, Animal Physiologists of India Member, Tamilnadu State Veterinary Council		Senior Research Fellow - ICMR JRF - ICAR
		Research	5			
		Extension	-			
Continuous documented excellence in teaching			Other demonstrated competencies (publications, projects handled)			Details of courses handled
Achievements - effective teaching and learning outcomes (write salient achievement only as bullet points)			No. of Publications (PEER REVIEWED)	05		Undergraduate: B.V.Sc., & A.H VPB 121,122 VPB 321 VLD - 411,421 Post graduate: M.V.Sc., VBC 605
E-modules prepared			No. of Projects			
Research Guidance	M.V.Sc	Ph.D	Others	Completed	Ongoing	
Chairman				-	-	
Member		1				

Name & designation of faculty	Highest Qualification	Related work experience in field (in years)		Membership in professional bodies, certified courses, fellowship, diplomates in specialized boards (details)		Honours and awards received
Dr.M.Sundara Vinayaki Assistant Professor	Ph.D.,	Teaching	15	1. Veterinary Council of India 2. Agri Tamil Scientific Society 3. Kalnadai Tamil Ariviyal Eyekkam		1. Best BookAward-2 2. Perrasiyar Semmal Award -1
		Research	15			
		Extension	5			
Continuous documented excellence in teaching			Other demonstrated competencies (publications, projects handled)			Details of courses handled
Achievements - effective teaching and learning outcomes (write salient achievement only as bullet points)	-		No. of Publications (PEER REVIEWED)	25		Veterinary Physiology- U.G. Courses
E-modules prepared			No. of Projects			
Research Guidance	M.V.Sc	Ph.d	Others	Completed	Ongoing	
Chairman	-	-	-	-	-	
Member	--	-	-			

Name & designation of faculty		Highest Qualification	Related work experience in field (in years)		Membership in professional bodies, certified courses, fellowship, diplomates in specialized boards (details)		Honours and awards received
Dr. G. Rajesh, Assistant Professor		Ph.D	Teaching	5yrs	Permanent member in the following societies 1. Indian Society for the Study of Reproduction & Fertility - ISSRF 2. Society of Animal Physiologists of India (SAPI) 3. Veterinary Council of India		1. Received Best Poster award in Society of Animal Physiologists of India (SAPI) Conference held at Mathura, U.P 2. ICAR-SRF for pursuing Ph.D degree in ICAR-IVRI
			Research	5yrs			
			Extension	5yrs			
Continuous documented excellence in teaching				Other demonstrated competencies (publications, projects handled)			Details of courses handled
Achievements - effective teaching and learning outcomes (write salient achievement only as bullet points)		-		No. of Publications (PEER REVIEWED)		12	I B.V.Sc & A.H- Veterinary Physiology Credit hours- 4+1 Since 2017
E-modules prepared	-			No. of Projects			
Research Guidance	M.V.Sc	Ph.d	Others	Completed		Ongoing	
Chairman	-	-	-	-		-	
Member	-	-	-				

5. LIVESTOCK PRODUCTION MANAGEMENT

Name & designation of faculty		Highest Qualification	Related work experience in field (in years)		Membership in professional bodies, certified courses, fellowship, diplomates in specialized boards (details)	Honours and awards received
Dr. V. THANASEELAN, Professor and Head		M.V.Sc. , Ph.D.	Teaching	25 Y and 3 M	<ul style="list-style-type: none">Life Member in Indian Poultry Science AssociationMember in Tamil Nadu Veterinary CouncilIndian Society of Sheep & Goat Prodn. & Utilization	<ul style="list-style-type: none">•Certificate of award and medal in recognition of performance in the M.V.Sc., Poultry Science examination held by the TANUVAS during 1991 sponsored by M/S Venkateswara Hatcheries.•Certificate of award and Gold medal for the best Ph.D. thesis in the field of Poultry Genetics, Poultry Nutrition, Poultry Management, Poultry Disease Prevention and Thesis connected with Poultry as main field of research during 2004 sponsored by M/s. Venkey's India Limited.
			Research	25 Y and 3 M		
			Extension	25 Y and 3 M		
Continuous documented excellence in teaching				Other demonstrated competencies (publications, projects handled)		Details of courses handled
Achievements - effective teaching and learning outcomes (write salient achievement only as bullet points)		<ul style="list-style-type: none">• Theory and Practical Manuals for UG LPM course prepared• Theory and Practical Manuals for UG VAE course prepared		No. of Publications (PEER REVIEWED)	13	<u>UG Courses</u> <ul style="list-style-type: none">• LPM - Livestock Production Management - (4 +2)
E-modules prepared				No. of Projects		
Research Guidance	M.V.Sc	Ph.d	Others	Completed	Ongoing	
Chairman	-	-	-	03	01	
Member	-	-	-			

Name & designation of faculty		Highest Qualification	Related work experience in field (in years)		Membership in professional bodies, certified courses, fellowship, diplomates in specialized boards (details)	Honours and awards received
Dr. M. SATHIYABARATHI Assistant Professor		M.V.Sc. ,	Teaching	5	1. <i>Indian Society of Animal Production and Management</i> 2. <i>Society for Conservation of Domestic Animal Biodiversity</i> 3. Bose Science Society (Tamil Nadu)	1. Young Scientist Award for young researcher oral presentation during 44 th Dairy Industry Conference, make in India: Dairying 2030 2. Dr. Verghese Kurien best young investigator award 2016-17 for Livestock Production and Management
			Research	5		
			Extension	5		
Continuous documented excellence in teaching				Other demonstrated competencies (publications, projects handled)		Details of courses handled
Achievements - effective teaching and learning outcomes (write salient achievement only as bullet points)		<ul style="list-style-type: none">Handled 21 (credit, Non-credit & Interdisciplinary) courses for B.V.Sc.&A.H., studentsPrepared 4 theory notes and 4 Practical manuals		No. of Publications (PEER REVIEWED)	06	Non-credit course 1. LPM 223 - Environmental Studies -Theory & Practical - Non-credit course 2. Study Circle - Livestock and Livestock Livelihood (Co-coordinator) 3. Ecosystem and Livestock (Coordinator) Credit Course 1. LPM - Livestock Farm Practices (Sheep Section) 2. Livestock Farm Practices (Horse Section) LPM - Livestock Production Management course (4 +2) Interdisciplinary Course 1. VMD 512 - Zoo/Wild animal breeding, management, nutrition and health care 2. VMD 513 - Pet animal breeding management, nutrition and health care
E-modules prepared				No. of Projects		
Research Guidance	M.V.Sc	Ph.d	Others	Completed	Ongoing	
Chairman	--	--	--	01 (TANUVAS Subproject)	--	
Member	--	--	--			

06. Department of Veterinary Microbiology

Name & designation of faculty	Highest Qualification	Related work experience in field (in years)		Membership in professional bodies, certified courses, fellowship, diplomates in specialized boards (details)	Honours and awards received
Dr. S. Malmarugan	Professor and Head	Teaching	20	<ul style="list-style-type: none"> Life member in Indian Association of Veterinary Microbiologists, Immunologists and specialists in infectious diseases Life member in Indian Poultry Science Association Life member in Indian society for Nuclear technology in Animal Sciences Life member in Tamil Nadu Veterinary Council Life member in Indian Society for Veterinary Immunology and Biotechnology Life member in “Indian Society for Vet. Epi. & Preventive Medicine” Life member in “Indian Society for veterinary medicine” 	<ul style="list-style-type: none"> Dr. P. Richard masillamony medal for the best Ph.D. student in the subject of Veterinary Microbiology. Sri Perumal Naidu medal for the best Ph.D. student in the subject of Veterinary Microbiology SKM Animal Feeds and Foods (India) Ltd., Gold medal for the best Ph.D., student in avian studies. Dr. B.V.Rao/WPC'96 Research Grants'2007 for Ph.D. Research project for the year 2006-2007 Certificate of Appreciation for Commendable contribution in developing the e-Contents for the course VMC 321 - Veterinary Bacteriology and Mycology from TANUVAS, Chennai Best Book for the year 2015 during National Conference on Agricultural Science - jkpohy; ,aYk;” by Agricultural Scientific Tamil Society held during June 2015 at Madras
		Research	20		
		Extension	4		

							Veterinary College
Continuous documented excellence in teaching				Other demonstrated competencies (publications, projects handled)			Details of courses handled
Achievements - effective teaching and learning outcomes (write salient achievement only as bullet points)		<ul style="list-style-type: none">Published 3 booksDeveloped the e-Contents for the course VMC 321 -Veterinary Bacteriology and MycologyCourse content developer for the skill development course - Zoonotic Disease ReporterCourse content developer for the skill development course - Laboratory Equipment Handler		No. of Publications (PEER REVIEWED)	54		<ul style="list-style-type: none">General Veterinary MicrobiologySystematic Veterinary Bacteriology & MycologyVeterinary Immunology and SerologySystematic Veterinary VirologyAnimal BiotechnologyVeterinary Laboratory Diagnosis I & IIVeterinary Clinical Practice
E-modules prepared	One			No. of Projects			
Research Guidance	M.V.Sc	Ph.d	Others	Completed	Ongoing		
Chairman	1	-	M.Sc -3	5 (As a Co-PI)		--	
Member	2	2					

Name & designation of faculty		Highest Qualification	Related work experience in field (in years)		Membership in professional bodies, certified courses, fellowship, diplomates in specialized boards (details)		Honours and awards received	
Dr. N. Sweetline Anne		Assistant Professor	Teaching	5	<ul style="list-style-type: none">Life member in Tamil Nadu Veterinary CouncilLife member in Indian Society for Veterinary Immunology and BiotechnologyLife member in “Indian Society for veterinary medicine”		<ul style="list-style-type: none">Research Ratna award - 2019	
			Research	5				
			Extension	5				
Continuous documented excellence in teaching				Other demonstrated competencies (publications, projects handled)			Details of courses handled	
Achievements - effective teaching and learning outcomes (write salient achievement only as bullet points)		--		No. of Publications (PEER REVIEWED)	10		<ul style="list-style-type: none">General Microbiology VeterinaryVeterinary Immunology and Serology ImmunologySystematic Virology VeterinaryVeterinary Laboratory Diagnosis I & II LaboratoryVeterinary Clinical Practice Clinical	
E-modules prepared	--			No. of Projects				
Research Guidance	M.V.Sc	Ph.d	Others	Completed		Ongoing		
Chairman	-	-	-	1		--		
Member								

7. Department of Veterinary Parasitology

Name & designation of faculty		Highest Qualification	Related work experience in field (in years)		Membership in professional bodies, certified courses, fellowship, diplomates in specialized boards (details)		Honours and awards received
T. ANNA, Professor and Head		Ph.D.,	Teaching	24	Tamil Nadu state veterinary council Indian Association of veterinary parasitology Indian Society of veterinary medicine Tamil Agricultural society Veterinary Science Tamil society		M/S Venkeys (India) Ltd., Gold Medal for best thesis in Ph.D., 2001 ICAR Junior Fellowship Award - 1992 ICAR Senior Fellowship Award - 1997 CSIR Senior Fellowship Award - 1997
			Research				
			Extension				
Continuous documented excellence in teaching				Other demonstrated competencies (publications, projects handled)			Details of courses handled
Achievements - effective teaching and learning outcomes (write salient achievement only as bullet points)		1) contextualization of knowledge; 2) praxis and technique; 3) critical thinking; and, 4) research and communication.		No. of Publications (PEER REVIEWED)		80 articles	UG - Veterinary Parasitology PG courses Ph.D., Courses
E-modules prepared	PPT CD for all undergraduate courses			No. of Projects			
Research Guidance	M.V.Sc	Ph.D	Others	Completed		Ongoing	
Chairman	-	-	-	14		-	
Member	2	2	-				

Name & designation of faculty	Highest Qualification	Related work experience in field (in years)		Membership in professional bodies, certified courses, fellowship, diplomates in specialized boards (details)		Honours and awards received
Dr. K. SUMATHI, Assistant Professor	M.V.Sc. ,	Teaching	5	1. Life Member in Tamil Nadu State Veterinary Council. 2. Life Member in Indian Association for the Advancement of Veterinary Parasitology. 3. Indian Association for Advancement Veterinary Research (IAAVR) 4. Agricultural Scientific Tamil Society, New Delhi 5. Indian Society of Veterinary Medicine.		Received Dr.B.V.Rao / WPC’96 Research Grants-2007 for pursuing M.V.Sc. (Veterinary Parasitology) at Veterinary College and ResearchInstitute, Namakkal-1.
		Research	-			
		Extension	-			
Continuous documented excellence in teaching			Other demonstrated competencies (publications, projects handled)			Details of courses handled
Achievements - effective teaching and learning outcomes (write salient achievement only as bullet points)	➤ PPTs were prepared for VPA (3+2) Courses		No. of Publications (PEER REVIEWED)	06		1. VPA 221 (1+1) (2016-17 batch) 2. Diagnostic study circle (Non-credit course- 2016-17 batch) 3. VPA (3+2) (2017-18 batch) 4. VCP (0+6) (2017-18 batch) 5. VCP (0+5) (2016-17 batch) 6. VPA (3+2) (2018-19 batch)
E-modules prepared	-		No. of Projects			
Research Guidance	M.V.Sc	Ph.d	Others	Completed	Ongoing	
Chairman	-	-	-	01	-	
Member	-	-	-			

8. Veterinary Pathology

Name & designation of faculty		Highest Qualification	Related work experience in field (in years)		Membership in professional bodies, certified courses, fellowship, diplomates in specialized boards (details)	Honours and awards received
Dr. R. THANGATHURAI Professor and Head		Ph.D.	Teaching	11	Life Member of, 1. Indian Veterinary Association (IVA) 2. Tamilnadu State Veterinary Council (TSVC) 3. Indian Association of Veterinary Pathologist (IAVP) 4. Indian Association for Advancement of Veterinary Parasitology (IAAVP)	Gold Medal - 01 Awards - 03
			Research	03		
			Extension	04		
Continuous documented excellence in teaching				Other demonstrated competencies (publications, projects handled)		Details of courses handled
Achievements - effective teaching and learning outcomes (write salient achievement only as bullet points)	<ul style="list-style-type: none">Teaching through ppt presentation and two way interactionMethodology of explanation through online view of photographsAllowing students on hands on practiceGroup interaction among students in Veterinary PathologyDissemination of lecture through online moduleVideo lecture		No. of Publications (PEER REVIEWED)		55	<u>UG Courses</u> VPP221 - Namakkal Batch (T&P) VPP311 - Namakkal Batch (T&P) VLD411 - Namakkal Batch (T&P) VLD421- Namakkal Batch (T&P) VPP221 - Namakkal Batch (T&P) VPP311 - Namakkal Batch (T&P) VPP221 - Namakkal Batch (T&P) VPP311 - Namakkal Batch (T&P) VPP221 - Namakkal Batch (T&P) VPP211 -2012- 2013 Batch (T&P) VLD 411-2012-2013 Batch (P) VPP 221- 2013 - 2014 Batch (T&P) VPP 211- 2014 - 2015 Batch (T&P)

E-modules prepared	-			No. of Projects		VLD 421-2012-2013 Batch (P) VCP421-2013-2014 Batch (T&P)
Research Guidance	M.V.Sc	Ph. D	Others	Completed	Ongoing	VPP 221- 2014 - 2015 Batch (T&P)
Chairman	-	-	-	03	-	VCP512-2012-2013 Batch (T&P) VCP411-2013-2014 Batch (T&P) VCP511-2012-2013 Batch (T&P) VPP311-2014-2015 Batch (T&P) VPP 221- 2016 - 2017 Batch (T&P) VMD 512-2013-2014 Batch (T&P) VLD 411-2014-2015 Batch (P) VPP221 - 2016 - 2017 Batch (T&P) VLD421-2017-2018 Batch (P) VMD 512-2014-2015 Batch (T&P) VPP311-2016-2017 Batch (T&P) VPP 4+2-2017-2018 Batch (T&P) VPP 4+2-2018-2019 Batch (T&P) VMD 512-2015-2016 Batch (T&P) VCP411-2017-2018 Batch (T&P) VPP 4+2-2019-2020 Batch (T&P) VLD 411-2016-2017 Batch (P) VLD 421-2016-2017 Batch (P) VMD 512-2016-2017 Batch (T&P)
Member	-	03	-			<u>PG Courses</u> VPP 601- 2021- 2022 Batch (T&P) VPP 602- 2021- 2022 Batch (T&P) VPP 603- 2021- 2022 Batch (T&P) VPP 605- 2021- 2022 Batch (T&P) VPP 607- 2021- 2022 Batch (T&P) VPP 608- 2021- 2022 Batch (T&P)

Name & designation of faculty		Highest Qualification	Related work experience in field (in years)		Membership in professional bodies, certified courses, fellowship, diplomates in specialized boards (details)		Honours and awards received
Dr. V. Kumar		M.V.Sc	Teaching	9 Y 40 days	1. Tamil Nadu Veterinary Council 2. Indian Association of Veterinary Pathologists (IAVP) 3. Agricultural Scientific Tamil Society 4. Indian Society for Veterinary Medicine (ISVM). 5. NPTEL - AICTE (Introduction of Research) 8 weeks online course completed and awarded Elite certificate.		1. Oral Presentation First prize-TNSCST-2009. 2. 3 rd best oral presentation-Indian society for Veterinary Medicine - Annual symposium -2015 3. 3 rd best Poster presentation-Indian society for Veterinary Medicine -Annual symposium - 2015.
			Research	-			
			Extension	-			
Continuous documented excellence in teaching				Other demonstrated competencies (publications, projects handled)			Details of courses handled
Achievements - effective teaching and learning outcomes (write salient achievement only as bullet points)		1. Museum specimen prepared - 150 2. Lesions display charts prepared - 40		No. of Publications (PEER REVIEWED)	49		1.VPP 211-1+1-2012-2013 batch (P) 2.VPP 221-2+1-2012-2013 batch (P) 3.VPP 311-2+1-2012-2013 batch (P) 4.VPP 321-1 + 1-2012-2013 batch (P) 5.VPP 311-2+1- 2013-2014 batch (T) 6.VPP 321-1+1-2013-2014 batch (P) 7.VCP 421-0+5-2012-2013 batch (W) 8. VPP 221- 2+1-2014-2015 batch (P) 9. VCP 511-0+5-2012-2013 batch (W) 10.VCP 411-0+5-2013-2014 batch (W) 11.VPP311-2+1-2014-2015 batch (P) 12.VCP 411-0+5-2013-2015 batch (W)
E-modules prepared				No. of Projects			
Research Guidance	M.V.Sc	Ph.d	Others	Completed		Ongoing	
Chairman							
Member							

						13.VMD513-1+1-2012-13batch (T&P) 14.VCP511-1+1-2013-14 batch (W) 15.VPP322-1+1-2014-2015 batch (T&P) 16.VCP511-0+5-2013-2014 batch (W) 17.VCP411-0+5-2014-15 batch (W) 18.VPP221-2+1-2016-2017 batch (T&P) 19.VLD421-0+1-2014-2015 batch (P) 20.VPP-4+2-2017-2018 batch (T&P) 21.VPP322-1+1 2016-2017 batch (T&P) 22.VCP411-0+5-2015-2016 batch (W) 23. VPP-4+2-2018-2019 batch (T&P) 24.VCP511-0+5-2016-2017 batch (W) 25. VPP-4+2-2019-2020 batch (T&P) 26. VPP-4+2-2019-2020 batch (T&P)
--	--	--	--	--	--	---

Name & designation of faculty		Highest Qualification	Related work experience in field (in years)		Membership in professional bodies, certified courses, fellowship, diplomates in specialized boards (details)		Honours and awards received
Dr. K. Gopal, Assistant Professor		Ph.D.,	Teaching	9	1.Indian Association of Veterinary Pathologists - Life member 2.Tamil Nadu Veterinary Council - Member 3.Agricultural Scientific Tamil Society 4.Indian Society for Veterinary Medicine		Best poster award for the poster on “Epidemiological Study of canine cutaneous neoplasms in dogs by Indian Association of Veterinary Pathologist (IAVP), at, Tirupathi, October, 2007
			Research	9			
			Extension	1			
Continuous documented excellence in teaching				Other demonstrated competencies (publications, projects handled)		Details of courses handled	
Achievements - effective teaching and learning outcomes (write salient achievement only as bullet points)		• Providing quality education to under graduates		No. of Publications (PEER REVIEWED)		Publications - 45	
E-modules prepared				No. of Projects		VPP 211 - 2013 - 2014 Batch (P) VPP 221 - 2013 - 2014 Batch (P) VPP 311 - 2013 - 2014 Batch (P) VPP 321 - 2013 - 2014 Batch (T) VCP 421 - 2012 - 2013 Batch (P) VLD 411 - 2013 - 2014 Batch (P) VCP 411 - 2013 - 2014 Batch (P) VCP 511 - 2012 - 2013 Batch (P)	
Research Guidance		M.V.Sc	Ph.d	Others	Completed	Ongoing	VPP 211 - 2015 - 2016 Batch (P) VLD 421 - 2013 - 2014 Batch (P)
Chairman					Nil	Nil	VPP 321 - 2014 - 2015 Batch (T&P) VPP 311 - 2015 - 2016 Batch (T&P) VLD 411 - 2014 - 2015 Batch (P) VCP 411 - 2014 - 2015 Batch (P) VPP 322 -2015 - 2016 Batch (T&P) VCP 421 - 2014 - 2015 Batch (P) VPP 4+2 2018-2019 Batch (T&P) VCP 511 - 2015 - 2016 Batch (P) VPP 4+2 - 2019-2020 Batch (T&P) VCP 421 - 2016 - 2017 Batch VCP -II - 2017 - 2018 Batch (P) VPP 4+2 - 2020-2021 Batch (T&P) VCP -II - 2018 - 2019 Batch (P)
Member		Nil	Nil	Nil			

Name & designation of faculty	Highest Qualification	Related work experience in field (in years)		Membership in professional bodies, certified courses, fellowship, diplomates in specialized boards (details)		Honours and awards received
Dr. T. Mohanapriya, Assistant Professor	M.V.Sc	Teaching	5	1.Indian Association of Veterinary Pathologists - Life member 2.Tamil Nadu Veterinary Council - Member 3.Agricultural Scientific Tamil Society - Life member 4.Indian Society for Veterinary Medicine - Life member 5. Indian Association Of Veterinary Public Health Specialists - Life member 6. Indian Society For Advancement of Canine Practice - - Life member		•Second Best poster Award in South Zone IAVP Conference for Tubulo-papillary carcinoma of mammary gland in dog at Pookode, 2011. •Best Paper Award (First) Quiz Competition Session in Second National Agri Tamil Scientific conference in 2016 •Second best Poster presentation Award For Molecular Analysis of “Canine Splenic Tissue in Diagnosing Ehrlichia canis infection” in ISVM, 2017and •Third best Poster presentation Award for “Pathology of Canine Spleen in Specific Infectious Diseases” in 35 th Annual Convention & National Symposium of ISVM 2017
		Research	2			
		Extension	-			
Continuous documented excellence in teaching			Other demonstrated competencies (publications, projects handled)			Details of courses handled
Achievements - effective teaching and learning outcomes (write salient achievement only as bullet points)		-		No. of Publications (PEER REVIEWED)	12	VCP 411 - 2012-13 Batch (P) VCP 421 - 2012-13 Batch (P) VCP 511 - 2012-13 Batch (P) VCP 411 - 2013-14 Batch (P) VCP 421 - 2013-14 Batch (P) VCP 511 - 2014-15 Batch (P) VCP 421 - 2015-16 Batch (P) VCP 411 - 2016-17 Batch (P) VPP 311 - 2016 - 2017 Batch (T&P) VPP 321 - 2016 - 2017 Batch (T&P) VCP 411 - 2016-17 Batch (P) VPP 4+2 - 2018 - 2019 Batch (T&P)
E-modules prepared	Nil		No. of Projects			
Research Guidance	M.V.Sc	Ph.d	Others	Completed	Ongoing	
Chairman	Nil	Nil	Nil	One Number (TANUVAS funded sub-project on “Cytological and histopathological assessment of cutaneous neoplasms in canines”)	Nil	
Member	Nil	Nil	Nil			

9. Veterinary Pharmacology and Toxicology

Name & designation of faculty		Highest Qualification	Related work experience in field (in years)		Membership in professional bodies, certified courses, fellowship, diplomates in specialized boards (details)		Honours and awards received
S. Sakthikarthikeyan , Assistant Professor		M.V.Sc	Teaching	1 Year, Six Months	Member in Indian Society of Veterinary Pharmacology and Toxicology (ISVPT)		Best Poster Award for Pharmacokinetics and tissue residue research work received from ISVPT-2012
			Research	1 Year, Six Months			
			Extension	1 Year, Six Months			
Continuous documented excellence in teaching				Other demonstrated competencies (publications, projects handled)			Details of courses handled
Achievements - effective teaching and learning outcomes (write salient achievement only as bullet points)		• Conducting autonomic nervous system practical using simulation model • Making a Power point presentation for theory classes		No. of Publications (PEER REVIEWED)		8	• Drugs acting on autonomic nervous system • Drugs acting on different body systems • General veterinary pharmacology-Practical • Veterinary Clinical Practice
E-modules prepared				No. of Projects			
Research Guidance	M.V.Sc	Ph.d	Others	Completed		Ongoing	
Chairman	-	-	-	-		-	
Member	-	-	-				

Name & designation of faculty	Highest Qualification	Related work experience in field (in years)		Membership in professional bodies, certified courses, fellowship, diplomates in specialized boards (details)	Honours and awards received				
RAMAKRISHNAN, V. Assistant Professor	PhD.,	Teaching	9.2 Years	<ul style="list-style-type: none">PG Diploma in Ethnoveterinary Practices (PGDEVP)Certificate Course in Laboratory Animal Sciences (CCLAS) <u>Membership in professional bodies</u> <ol style="list-style-type: none">Life member of Indian Pharmacological societyLife member of Tamil Nadu Veterinary CouncilLife member of Veterinary Council of IndiaLife member of Indian Society of Veterinary Pharmacology & ToxicologyLife member of Association of	S. No.	Award Details	Name of College/Conference	Award given for (Purpose of the award)	Date/ year
		Research	9.2 Years		1.	Rashtriya VidyaGaurav Gold Medal Award	International Institute of Education and Management, New Delhi.	Outstanding achievements in the field of Veterinary.	2014
		Extension	9.2 Years		2.	Rajiv Gandhi Excellence Award	Indian Solidarity Council, New Delhi	Outstanding achievements in the field of Veterinary.	2014
					3.	Best paper award (oral presentation)-	Agri Scientific Tamil Society, New Delhi	First National Agricultural Scientific Tamil Conference at MVC Chennai from 13/06/2015 to 14/06/2015	2015
					4.	First prize in Tamil	Agri Scientific Tamil Society,	First National Agricultural	2015

				6. Meat Scientists and Technologists Life member of Scientific Tamil Society for Agriculture		oratorical Inter-University	New Delhi	Scientific Tamil Conference at MVC Chennai from 13/06/2015 to 14/06/2015	
				7. Life member of Indian Society of Veterinary Medicine	5.	Distinguished service award	Agri Scientific Tamil Society, New Delhi	First National Agricultural Scientific Tamil Conference at MVC Chennai from 13/06/2015 to 14/06/2015	2015
				8. Life member of Laboratory Animal Scientists' Association (India)					
				9. Life member of Scientific Tamil Society for Veterinary and Animal Sciences	6.	Best award paper	Karunya University, Coimbatore,	National seminar on Animal welfare and ethics 11 th to 12 th Dec 2015	2015
					7.	Appreciation award	TANUVAS	Foundation Day function of TANUVAS held at Parimalammah al, Erode on 19.09.16	2016
					8.	First prize in Quiz	Agri Scientific Tamil Society,	Second National Agri	2016

						Competition award	New Delhi	Scientific Tamil conference at TNAU Coimbatore on 04/08/2016 to 05/08/2016	
					9.	Tamil oratorical Inter-University Award	Agri Scientific Tamil Society, New Delhi	Second National Agri Scientific Tamil conference at TNAU Coimbatore on 04/08/2016 to 05/08/2016	2016
					10.	Best poster presentation award	Veterinary Ayurveda (Mrugayurveda)	7 th World ayurveda Congress and Arogya,	2016
					11.	Certificate of Appreciation	Puthuyugam TV	Outstanding performance in YavarumKheali r	2016
					12.	Best Popular Article Award	Agri Scientific Tamil Society, New Delhi	Third National Agri Scientific Tamil conference at TNAU	2017

								Coimbatore on 12/08/2017	
					13.	Best Paper award	Agri Scientific Tamil Society, New Delhi	Third National Agri Scientific Tamil conference at TNAU Coimbatore on 12/08/2017	2017
					14.	Best poem prize	Agri Scientific Tamil Society, New Delhi	Third National Agri Scientific Tamil conference at TNAU Coimbatore on 12/08/2017	2017
					15.	Best Book Award	Agri Scientific Tamil Society, New Delhi	Third National Agri Scientific Tamil conference at TNAU Coimbatore on 12/08/2017 for the book “KaYq;fs; - Kay; cq;fs; Kd;Ndw;wj;jp w;Nf! ftpij fz;Nzhl;lk; ghNte;jh; gjpg;gfk;>	2017

								nrd;id” ISBN 978-81-924045-6-1	
					16.	Certificate of Appreciation	Snehalaya for Animals-charitable Trust-Coimbatore	Contribution towards animal welfare activity-2017	
					17.	Best Popular Article Award	Agri Scientific Tamil Society, New Delhi	Fourth National Agri Scientific Tamil conference at TNJFU Chennai	2018
					18.	Rajbanshi Devi Memorial Award	Pashudhan Praharee Journal organised National level essay writing competition	“ THE VETERINARIAN RESPONSE TO COVID 19 CRISIS”	2021
					19.	Louis Pasteur Award of Excellence-	Pashudhan Praharee Journal organised National level Essay writing competition for One health and World Rabies Day celebration	“ROLE OF VETERINARIAN S AND ONE HEALTH IN THE FIGHT AGAINST ZOONOSSES”	2021

					20.	1 st Prize in e-Poster presentation	National Webinar held on 29 th November 2021 organized by Pulla Reddy Institute of Pharmacy, Hyderabad	'Evaluation of the efficacy of Fucoidan Nanoparticles in Experimental Colon Carcinogenesis using <i>In vitro</i> , <i>In Vivo</i> and <i>In Silico</i> studies'	2021
					21.	Best Oral Presentation Award	National e-Conference on Bio-prospecting of Marine derived metabolites for promising biotechnology applications: Current and future prospects. Date: 29-31 st December 2021 organized by Sathyabama Institute of Science and Technology, Chennai	"A promising fucoidan based anti-carcinogenesis Nanoparticles: development, efficacy and safety"	2021
					22.	Best Article Award	AgriGate - An International	"PELVIMETRY IN FARM	2021

							Multidisciplinary Monthly e-Magazine	ANIMALS - AS A PREDICTIVE MEASURE OF DYSTOCIA “,	
					23.	Best Article Award	AgriGate - An International Multidisciplinary Monthly e-Magazine	“Restricted or Prohibited Drugs in Veterinary Practices and Food Animals”	2022
Continuous documented excellence in teaching				Other demonstrated competencies (publications, projects handled)		Details of courses handled			
Achievements - effective teaching and learning outcomes (write salient achievement only as bullet points)	• PPT Prepared for Under Graduate Courses of Veterinary Pharmacology and Toxicology			No. of Publications (PEER REVIEWED)	13	1. Course: VPT 311- General and Systemic Veterinary Pharmacology (2+1) 2. Course: VPT 321 Veterinary Neuropharmacology (2+1) 3. Course: VPT 411 Veterinary Chemotherapy (2+0) 4. Course: VPT 421 Veterinary Toxicology (2+0) 5. Course: VLD 421 Veterinary Clinical Biochemistry and Laboratory Diagnosis - II (0+1) 6. Tracking Programme- Alternate Veterinary Medicine (0+2) 7. Tracking Programme- Neurosciences (0+2) 8. Tracking Programme- Anaesthesiology (0+2) 9. Study Circle -Alternate use of Animals 10. Study Circle- Law and Veterinary Science Study Circle 11. Tracking Programme - Drug Designing (0+2)			
E-modules prepared	--			No. of Projects					

					12. Tracking Programme- Feline Medicine (0+2) 13. Non credit course- Communication Skill Development 14. Veterinary Clinical Biochemistry and Laboratory Diagnosis - II (from 03.02.2016, B.V.Sc., 2012-13 batch) 15. III Professional Year B.V.Sc & A.H -Veterinary Pharmacology and Toxicology (4+1) 16. IV Professional Year B.V.Sc & A.H - VCP Diagnostic Laboratory Section (0+6)	
Research Guidance	M.V.Sc	Ph.d	Others	Completed	Ongoing	
Chairman	--	--	--	Two	One	
Member	--	--	--			

Name & designation of faculty	Highest Qualification	Related work experience in field (in years)		Membership in professional bodies, certified courses, fellowship, diplomates in specialized boards (details)	Honours and awards received
P. Senthil Kumar Associate Professor and Head	Ph.D.	Teaching	16 Year, Six Months	<u>Membership:</u> <ul style="list-style-type: none">Indian Society of Veterinary Pharmacology and Toxicology (ISVPT)Agricultural Scientific Tamil SocietyScientific Tamil SocietyTamil Nadu State Veterinary Council <u>Certified Diploma Courses:</u> <ul style="list-style-type: none">Postgraduate Diploma in Ethno Veterinary Practices <u>Diplomates in specialized boards</u> <ul style="list-style-type: none">General Secretary of Agricultural Scientific Tamil SocietyEditorial Board Member of Kalnadai Kathir- TANUVAS MagazineEditor (Veterinary Science) of Indian Farmer online Journal (Monthly) www.indianfarmer.netEditorial Board Member of Life Sciences: an International Journal (LSIJ)Editorial Board Member of Journal of Plant SciencesCoordinator of Post Graduate Diploma in in Ethno Veterinary Practices course	<ol style="list-style-type: none">Intas Young Scientist Award for best Doctoral thesis work in Nano-drug deliveryBest Book Award Received from the Hon'ble Chief Minister of Tamil NaduBest Referrer Award by Natural Remedies, Bangalore under the nano-herbal categoryBest Poster Presentation award for nano-drug delivery study by Indian Society of Veterinary Pharmacology and ToxicologyChennai vazhakaringar Pandiyan Arakkattalai best paper presentation award for nanoformulation pharmacokinetic studyICAR Junior Research Fellowship to undergo M.V.Sc., programBest Book Award from the Agricultural Scientific Tamil Society, New Delhi
		Research	16 Year, Six Months		
		Extension	16 Year, Six Months		
		Continuous documented excellence in teaching			
Achievements - effective teaching and learning	Conducting autonomic nervous system practical		No. of Publications (PEER REVIEWED)	46	<ul style="list-style-type: none">VPT 311- General and Systemic Veterinary Pharmacology (2+1)

outcomes (write salient achievement only as bullet points)		using simulation model <ul style="list-style-type: none">• Making a Power point presentation for theory classes				<ul style="list-style-type: none">• VPT 321 Veterinary Neuropharmacology (2+1)• VPT 411 Veterinary Chemotherapy (2+0)• VPT 421 Veterinary Toxicology (2+0)• III Professional Year B.V.Sc & A.H - Veterinary Pharmacology and Toxicology (4+1) including Veterinary General pharmacology, Drugs acting on autonomic nervous system , Drugs acting on central nervous system, Drugs acting on different body systems, Veterinary chemotherapy and Veterinary toxicology• Tracking Programme- Alternate Veterinary Medicine (0+2)• Tracking Programme- Neurosciences (0+2)• Tracking Programme- Anaesthesiology (0+2)• Study Circle -Alternate use of Animals• Tracking Programme - Drug Designing (0+2)
E-modules prepared				No. of Projects		
Research Guidance	M.V.Sc	Ph.D.	Others (PGDEVP)	Completed	Ongoing	
Chairman	-	01	06	05	03	
Member	01	01	08			

Name & designation of faculty	Highest Qualification	Related work experience in field (in years)		Membership in professional bodies, certified courses, fellowship, diplomates in specialized boards (details)	Honours and awards received
V. Suresh Kumar, Associate Professor	Ph.D	Teaching	17 Years	<u>Life Member in below mentioned societies:</u> Indian Society of Veterinary Pharmacology and Toxicology (ISVPT) Society of Toxicology (STOX), India Indian Association of Biomedical Scientist (IABMS) Indian Association for Advancement of Veterinary Research (IAAVR) Agricultural Scientific Tamil Society, New Delhi Tamil Nadu State Veterinary Council Indian Society of Veterinary Medicine Tamil Society for Veterinary Sciences	1. Best Oral Presentation Award (Second prize) at the International Web-Conference On “New Trends in Agriculture, Environmental & Biological Sciences for Inclusive Development (NTAEBSID-2020), held from 21.06.2020 to 22.06.2020, by online mode, Organized by Agro Environmental Development Society (AEDS), India. 2. Bester Poster Presentation Award (Third Prize) at 4th International Conference of Society for the Study of Xenobiotics, India (SSX-2019), held from 19.09.2019 to 21.09.2019 at Indian Institute of Science, Bengaluru. 3. Awarded M/s. Venkey's (India) Ltd. Gold Medal for the best Ph.D. thesis in the field of Poultry Genetics, Poultry Nutrition, Poultry Management, Poultry Disease Prevention and in thesis connected with Poultry as main field of Research during the year 2013 by TANUVAS, Chennai. 9. Chief Guest Dr. A. L. Chaudhry award for the best M.V.Sc.
		Research	17 Years		
		Extension	17 Years		

					student in the subject of Pharmacology during the year 2000 by TANUVAS, Chennai.	
Continuous documented excellence in teaching			Other demonstrated competencies (publications, projects handled)		Details of courses handled	
Achievements - effective teaching and learning outcomes (write salient achievement only as bullet points)			No. of Publications (PEER REVIEWED)	10	<ul style="list-style-type: none">• VPT 311- General and Systemic Veterinary Pharmacology (2+1)• VPT 321 Veterinary Neuropharmacology (2+1)• VPT 411 Veterinary Chemotherapy (2+0)• VPT 421 Veterinary Toxicology (2+0)• III Professional Year B.V.Sc & A.H - Veterinary Pharmacology and Toxicology (4+1) incl Veterinary General pharmacology, Drugs acting on autonomic nervous system , Drugs acting on central nervous system, Veterinary chemotherapy and Veterinary toxicology• Tracking Programme- Alternate Veterinary Medicine (0+2)• Tracking Programme- Neurosciences (0+2)• Tracking Programme- Anaesthesiology (0+2)• Study Circle -Alternate use of Animals• Tracking Programme - Drug Designing (0+2)	
E-modules prepared			No. of Projects			
Research Guidance	M.V.Sc	Ph.d	Others	Completed		Ongoing
Chairman				2		1
Member		1				

10. Department of Veterinary and Animal Husbandry Extension Education

Name & designation of faculty		Highest Qualification	Related work experience in field (in years)		Membership in professional bodies, certified courses, fellowship, diplomates in specialized boards (details)	Honours and awards received
P.THILAKAR Associate Professor and Head		Ph.D	Teaching	9	Membership in professional bodies - 6 PG Diploma in Business Management (AS & F) - (TANUVAS) Certificate course in Rural Development - (IGNOU)	➤ Dr V L Chopra award for best student in the subject of AH Extension ➤ Young Scientist Award from Society of Extension Education ➤ Jawaharlal Nehru Award for P.G Outstanding Doctoral Thesis Research in Agricultural and Allied Sciences 2011
			Research	15		
			Extension	15		
Continuous documented excellence in teaching				Other demonstrated competencies (publications, projects handled)		Details of courses handled
Achievements - effective teaching and learning outcomes (write salient achievement only as bullet points)		•Created the five teaching aids •Imparted knowledge skill to students in preparation of non-projected visual aids, Organising meeting, health camps and Campaign at village level		No. of Publications (PEER REVIEWED)	35	B.V.Sc & AH VAE 311 Veterinary and AH Extension DDM 227 Entrepreneurial Development and Industrial Consultancy TVC 421- Veterinarian in Society
E-modules prepared	E learning Module - 5 Nos Participatory Rural Appraisal, Training Management, Farm Journalism, Human Resource Management and Information and			No. of Projects		M.V.Sc VAE 603 Diffusion and Adoption of Animal Husbandry Practices VAE 604 Extension Techniques

	Communication Technology					and Audio-visual Aids
Research Guidance	M.V.Sc	Ph.D	Others	Completed	Ongoing	VAE 606 Research Methodology in Veterinary and AH Extension
Chairman	3	-	-	3	3	VAE 610 Human resource management in the AH Sector VAE 611 Gender and livestock development Ph.D VAE 808 Organisational Communication PGS 602 Technical writing and communication skills

Name & designation of faculty		Highest Qualification	Related work experience in field (in years)		Membership in professional bodies, certified courses, fellowship, diplomates in specialized boards (details)		Honours and awards received
M. Boopathy Raja Assistant Professor		M.V.Sc. ,	Teaching	6 Years and 7 Months	Membership in professional bodies 1. Tamil Nadu State Veterinary Council 2. Association of Meat Scientists and Technologists 3. Agricultural Scientific Tamil Society 4. Kaalnada Ariviyal Tamil Iyakkam 5. Institute of Scholars Certified courses 1. Basics of Business Analytics 2. Post Graduate Diploma in Business Management (Animal Sciences & Fisheries)		1. Institute of Scholars-Young Researcher Award 2021 2. Awarded TANUVAS Merit Scholarship for pursuing M.V.Sc., (2012-2013) degree programme at Animal Husbandry Economics, Madras Veterinary College, Chennai- 600 007
			Research	6 Years and 7 Months			
			Extension	6 Years and 7 Months			
Continuous documented excellence in teaching				Other demonstrated competencies (publications, projects handled)			Details of courses handled
Achievements - effective teaching and learning outcomes (write salient achievement only as bullet points)		-		No. of Publications (PEER REVIEWED)	13		1. Livestock Economics, Marketing and Business Management (VAE 321- (2+1)) 2. Livestock Entrepreneurship (VAE 511- (1+0)) 3. Veterinary and Animal Husbandry Extension Education (VAE- (3+1)) 4. Applied statistics (AHS 601 - (2+1))
E-modules prepared				No. of Projects			
Research Guidance	M.V.Sc	Ph.d	Others	Completed	Ongoing		
Chairman	-	-	-	-		-	
Member	-	-	-				

Name & designation of faculty		Highest Qualification	Related work experience in field (in years)		Membership in professional bodies, certified courses, fellowship, diplomates in specialized boards (details)		Honours and awards received
R. Sangameswaran Assistant Professor		MVSc	Teaching	5	Membership in Professional Bodies:03 Post Graduate Diploma in Extension and Development Studies (IGNOU)	-	
			Research	5			
			Extension	5			
Continuous documented excellence in teaching				Other demonstrated competencies (publications, projects handled)		Details of courses handled	
Achievements - effective teaching and learning outcomes (write salient achievement only as bullet points)		<ul style="list-style-type: none">Created four teaching aids for the farmersImparted technical skills to UG students in conducting Group meeting, PRA, Focussed Group Discussion, Case studies, Campaign		No. of Publications (PEER REVIEWED)	10	VAE-311 Veterinary and AH Extension VAE-511- Livestock Entrepreneurship TVC 421- Veterinarian in Society	
E-modules prepared	-			No. of Projects			
Research Guidance	M.V.Sc	Ph.d	Others	Completed	Ongoing		
Chairman	-	-	-	01(Students Project funded by TNSCST)			
Member	-	-	-				

12. Veterinary Public Health and Epidemiology

Name & designation of faculty		Highest Qualification	Related work experience in field (in years)		Membership in professional bodies, certified courses, fellowship, diplomates in specialized boards (details)		Honours and awards received
Dr. S. Rajagunalan Assistant Professor		Ph.D.,	Teaching	07 years	Life member in <ul style="list-style-type: none">Pondicherry State Veterinary Council, ChennaiIndian Association of Veterinary Public Health specialists (IAVPHS)Indian Association of Veterinary Microbiologists, Immunologists and Specialists in Infectious Diseases (IAVMI).Indian Association for the Advancement of Veterinary Research (IAAVR)Recipient of ICAR JRFRecipient of ICAR SRF		-
			Research	07 years			
			Extension	07 years			
Continuous documented excellence in teaching				Other demonstrated competencies (publications, projects handled)			Details of courses handled
Achievements - effective teaching and learning outcomes (write salient achievement only as bullet points)		• Prepared Lecture notes and Lab manuals for VPE 311, VPE 321 and VPE 511 as per MSVE 2008 syllabus		No. of Publications (PEER REVIEWED)		18	U.G Courses <ul style="list-style-type: none">VPE 311 - Milk and meat hygiene, food safety and public health (2+1)VPE 321 - Epidemiology and Zoonoses (2+1)VPE 511 - Environment and Environmental Hygiene (2+1)Veterinary Public Health and Epidemiology (3+1)
E-modules prepared	One - VMD 422 (2+0)			No. of Projects			
Research Guidance	M.V.Sc	Ph.d	Others	Completed		Ongoing	
Chairman	-	-	-	-		2	
Member	-	2	-				

Name & designation of faculty		Highest Qualification	Related work experience in field (in years)		Membership in professional bodies, certified courses, fellowship, diplomates in specialized boards (details)		Honours and awards received
Dr. M. Geetha Associate Professor and Head		Ph.D.,	Teaching	16 years	Life member in <ul style="list-style-type: none">Tamil Nadu State Veterinary Council, ChennaiIndian Society for Vet. Epi. & Preventive MedicineIndian Society for veterinary medicineIndian Poultry Science AssociationIndian association of veterinary Public Health specialistsKalnadai ariviyal tamil iyakkamVelan ariviyal tamil iyakkam		T.T.K award for best thesis in Veterinary Preventive Medicine - 2002
			Research	16 years			
			Extension	16 years			
Continuous documented excellence in teaching				Other demonstrated competencies (publications, projects handled)			Details of courses handled
Achievements - effective teaching and learning outcomes (write salient achievement only as bullet points)		• Developed e-course on VMD - 422- Preventive Veterinary Medicine -II - (2+0)		No. of Publications (PEER REVIEWED)	43		U.G Courses <ul style="list-style-type: none">VEP - 411 - Veterinary Epidemiology (VEP 511- Preventive Veterinary Medicine (2+0)VEP 512 Preventive Veterinary Medicine - II (Field/clinical survey, surveillance, health tests etc.) - (0+2)VEP - 422 - Veterinary Preventive Medicine - (0+2)VMD 422 -Veterinary Preventive vija - II (2+0)VPE 311 - Milk and meat hygiene, food safety and
E-modules prepared	One - VMD 422 (2+0)			No. of Projects			
Research Guidance	M.V.Sc	Ph.d	Others	Completed		Ongoing	
Chairman	1	-	1	1		--	
Member	2	1	-				

						<p>public health (2+1)</p> <ul style="list-style-type: none"> • VPE 321 - Epidemiology and Zoonoses (2+1) • VPE 511 - Environment and Environmental Hygiene (2+1) • VMD 513 - Pet animal Breeding, Management, Nutrition and Health Care (1+1) • Veterinary Public Health and Epidemiology (3+1) <p>P.G courses</p> <ul style="list-style-type: none"> • VEP 601 - Principles of Epidemiology (2+0) • VEP 604 - Veterinary Clinical Epidemiology (2+0) • VEP 611- Infectious Diseases Of Animal Species Of Regional Importance, (2+1) •
--	--	--	--	--	--	---

Name & designation of faculty		Highest Qualification	Related work experience in field (in years)		Membership in professional bodies, certified courses, fellowship, diplomates in specialized boards (details)		Honours and awards received
Dr. A. Sundar Assistant professor		M.V.Sc	Teaching	6	Member of Indian Association Of Veterinary Public Health Specialists		
			Research	5			
			Extension	6			
Continuous documented excellence in teaching				Other demonstrated competencies (publications, projects handled)		Details of courses handled	
Achievements - effective teaching and learning outcomes (write salient achievement only as bullet points)				No. of Publications (PEER REVIEWED)	2	UG course - Veterinary Public Health and Epidemiology Paper I and Paper II	
E-modules prepared				No. of Projects			
Research Guidance	M.V.Sc	Ph.d	Others	Completed	Ongoing		
Chairman				1	2		
Member							

13. Department of Veterinary Gynaecology and Obstetrics, VCRI, Tirunelveli

Name & designation of faculty		Highest Qualification	Related work experience in field (in years)		Membership in professional bodies, certified courses, fellowship, diplomates in specialized boards (details)		Honours and awards received				
A.Ganesan Assistant Professor		M.V.Sc (VGO)	Teaching	7 years	<ul style="list-style-type: none">Reviewer for the International Journal of Livestock Research.Reviewer for Journal of Experimental Agriculture International.Reviewer for Indian Journal of Animal Research.Life member of Indian Society on Study on Animal Reproduction.Life member of Laboratory animal association of India.Registered veterinary practitioner in VCI-India.		<ul style="list-style-type: none">No. of awards: 4Senior Research Fellowship (SRF) -2014.ICAR-International Fellowship-2014.				
			Research								
			Extension								
Continuous documented excellence in teaching				Other demonstrated competencies (publications, projects handled)		Details of courses handled					
Achievements - effective teaching and learning outcomes (write salient achievement only as bullet points)		Provided hands on training on small and large animal gynaecological and obstetrical cases and ultrasonography to UG students.		No. of Publications (PEER REVIEWED)		National level : Ten		VGO 511- Veterinary Andrology and Reproductive Techniques (Theory and Practicals) Veterinary Clinical Practices - I , (0+5) - O and G section Veterinary Clinical Practices - II , (0+5) - O and G section Veterinary Gynaecology and Obstetrics (Theory and Practical) - (2+1) VPB (2+1) Veterinary Biotechnology (Theory and Practical)co-course teacher			
E-modules prepared	-NIL-			No. of Projects							
Research Guidance	M.V.Sc	Ph.d	Others	Completed	Ongoing						
Chairman	-nil-	-nil-	-nil-	Three	Two						
Member	-nil-	-nil-	-nil-								

Name & designation of faculty		Highest Qualification	Related work experience in field (in years)		Membership in professional bodies, certified courses, fellowship, diplomates in specialized boards (details)		Honours and awards received			
Dr. M. MURUGAN Assistant Professor		M.V.Sc (VGO)	Teaching	7 years	<ul style="list-style-type: none">Life member of Indian Society on Study on Animal ReproductionLife member of Laboratory animal association of India.Registered veterinary practitioner in VCI-India		• No. of awards: 9			
			Research							
			Extension							
Continuous documented excellence in teaching				Other demonstrated competencies (publications, projects handled)		Details of courses handled				
Achievements - effective teaching and learning outcomes (write salient achievement only as bullet points)		<ul style="list-style-type: none">Provided hands on training on small and large animal Gynaecological and Obstetrical cases and ultrasonography to UG students.		No. of Publications (PEER REVIEWED)	National level : 21		VGO 511- Veterinary Andrology and Reproductive Techniques (Theory and Practicals) Veterinary Clinical Practices - I , (0+5) - O and G section			
E-modules prepared	-NIL-			No. of Projects			Veterinary Clinical Practices - II , (0+5) - O and G section			
Research Guidance	M.V.Sc	Ph.d	Others	Completed		Ongoing		Veterinary Gynaecology and Obstetrics (Theory and Practical) - (2+1)		
Chairman	-nil-	-nil-	-nil-	Three		Two		VPB (2+1) Veterinary Biotechnology (Theory and Practical)co-course teacher		
Member	-nil-	-nil-	-nil-							

Name & designation of faculty		Highest Qualification	Related work experience in field (in years)		Membership in professional bodies, certified courses, fellowship, diplomates in specialized boards (details)		Honours and awards received
PRABAHARAN, V ASSOCIATE PROFESSOR AND HEAD		Ph.D.	Teaching	16.7	Life member of Indian Society on Study on Animal Reproduction	No. of awards : 16	
			Research	16.7			
			Extension	16.7	Life member in Tamil Nadu State Veterinary Council Life member in Agricultural Scientific Tamil Society, New Delhi.		
Continuous documented excellence in teaching				Other demonstrated competencies (publications, projects handled)			Details of courses handled
Achievements - effective teaching and learning outcomes (write salient achievement only as bullet points)		•Development of technology in Hind Quarter Elevator in Movable Trolley for Bovines. •A novel approach for correction of uterine torsion in Goat by “Swing rotation method”. •Best book award from Tamil Nadu Government.		No. of Publications (PEER REVIEWED)	International level:7 National level:45	VGO 411-Veterinary Gynaecology (Theory and Practical) - (2+1) VGO 421-Veterinary Obstetrics (Theory and Practical) - (1+1) VGO 511- Veterinary Andrology and Reproductive Techniques (Theory and Practical)-(2+1)	
E-modules prepared	Nil			No. of Projects			Veterinary Gynaecology and Obstetrics - Unit I, II and III
Research Guidance	M.V.Sc	Ph.d	Others	Completed		Ongoing	
Chairman	Nil	One	Nil	Five		Nil	
Member	Nil	One	Nil				

14. Department of Veterinary Medicine, VC & RI, Tirunelveli

Name & designation of faculty		Highest Qualification	Related work experience in field (in years)		Membership in professional bodies, certified courses, fellowship, diplomates in specialized boards (details)		Honours and awards received
Dr. V. Vijayanand Associate Professor and Head		Ph.D.,	Teaching	16 years 7 months	Life Member - Indian Society for Veterinary Medicine		Nil
			Research	--	Life Member - North East Veterinarian Journal		
			Extension	--	Life Member - Indian Journal of Veterinary and Animal Sciences Research (TANUVAS)		
					Member - Tamilnadu State Veterinary Council		
Continuous documented excellence in teaching				Other demonstrated competencies (publications, projects handled)			Details of courses handled
Achievements - effective teaching and learning outcomes (write salient achievement only as bullet points)		Nil		No. of Publications (PEER REVIEWED)	66		UG courses handled : Theory : 3 Practical and Ward : 13
E-modules prepared	Nil			No. of Projects			UG courses On going : Theory : 2
Research Guidance	M.V.Sc	Ph.d	Others	Completed		Ongoing	PG courses On going : Theory : 3 Practical : 1
Chairman	One	-	-	One		-	
Member	-	-	-				

Name & designation of faculty		Highest Qualification	Related work experience in field (in years)		Membership in professional bodies, certified courses, fellowship, diplomates in specialized boards (details)		Honours and awards received
Dr. Sundararajan. R.C Assistant Professor		M.V.Sc	Teaching	5 years 1 month	Life Member - Indian Society for Veterinary Medicine		Nil
			Research	--			
			Extension	--	Member - Tamilnadu State Veterinary Council		
Continuous documented excellence in teaching				Other demonstrated competencies (publications, projects handled)			Details of courses handled
Achievements - effective teaching and learning outcomes (write salient achievement only as bullet points)		Nil		No. of Publications (PEER REVIEWED)	16		UG courses handled : Theory :09 Practical :10 Ward :10 UG courses On going : Theory : 2 Practical:2
E-modules prepared	Nil			No. of Projects			
Research Guidance	M.V.Sc	Ph.d	Others	Completed		Ongoing	
Chairman	-	-	-	-		-	
Member	-	-	-				

Name & designation of faculty		Highest Qualification	Related work experience in field (in years)		Membership in professional bodies, certified courses, fellowship, diplomates in specialized boards (details)		Honours and awards received
Dr. E. Madhesh, Ph.D Assistant Professor,		Ph.D	Teaching	1 year, 6 months	1. Life member of Indian Society of Veterinary Medicine (ISVM/LM/C046). 2. Veterinary Council of India (Reg No. 5739). 3. Tamil Nadu State Veterinary Council (Reg. No. 5429/2.12.2013).		1. ICAR-IVRI PhD (2016) Institute merit Fellowship-National level. 2. ICAR-IVRI MVSc (2014) ICAR-Junior Research Fellowship-National level.
			Research	-			
			Extension	-			
Continuous documented excellence in teaching				Other demonstrated competencies (publications, projects handled)			Details of courses handled
Achievements - effective teaching and learning outcomes (write salient achievement only as bullet points)		-		No. of Publications (PEER REVIEWED)	20		<ul style="list-style-type: none">• VMD 511-Animal Welfare, Ethics and Jurisprudence (2+0)• VCP-Veterinary Clinical Practice-II (Medicine) (0+6)• VMD- Veterinary Medicine(4+1)• Veterinary Clinical Practice Ambulatory Section(0+5)• Veterinary Clinical Practice-I(0+5)
E-modules prepared	-			No. of Projects			
Research Guidance	M.V.Sc	Ph.d	Others	Completed	Ongoing		
Chairman	-	-	-	-	-		
Member	-	-	-				

15. Department of Veterinary Surgery and Radiology

Name & designation of faculty		Highest Qualification	Related work experience in field (in years)		Membership in professional bodies, certified courses, fellowship, diplomates in specialized boards (details)		Honours and awards received
Dr. S. Kokila Assistant Professor and Head		M.V.Sc.,	Teaching	8 years	Indian society for Veterinary Surgery Indian Society for Veterinary Medicine Tamilnadu State Veterinary council Tamil Agri Society		-NIL-
			Research	1 year			
			Extension	-			
Continuous documented excellence in teaching				Other demonstrated competencies (publications, projects handled)			Details of courses handled
Achievements - effective teaching and learning outcomes (write salient achievement only as bullet points)		NIL		No. of Publications (PEER REVIEWED)	35	VSR 411, VSR 421, VSR 511	
E-modules prepared	NIL			No. of Projects			Veterinary Surgery And Radiology (2+1)
Research Guidance	M.V.Sc	Ph.d	Others	Completed		Ongoing	- IV Professional year
Chairman	-	-	-	1		-	VCP - Veterinary Clinical Practices -II
Member	-	-	-				

Name & designation of faculty		Highest Qualification	Related work experience in field (in years)		Membership in professional bodies, certified courses, fellowship, diplomates in specialized boards (details)		Honours and awards received
Dr. A. R. Ninu Assistant Professor		Ph. D	Teaching	7 years 4 months	ISVS life member Life member of Indian Society for Advancement of Canine Practice Life member of Scientific Tamil Society for Agriculture	-ICAR SRF during Ph. D -Appreciation award in Small animal surgery session presentation in ISVS conference held in 2014 -Best research paper presentation award in Pet, equine and wild animal reproduction at 34th annual convention of ISSAR held in Anand, in 2018	
			Research	-			
			Extension	-			
Continuous documented excellence in teaching				Other demonstrated competencies (publications, projects handled)			Details of courses handled
Achievements - effective teaching and learning outcomes (write salient achievement only as bullet points)		All pass in surgery subjects among UG students till date		No. of Publications (PEER REVIEWED)	50	All UG surgery courses - VSR - 411, 421, 511, VMD - 512 (surgery section), VMD - 513- (surgery section), VCP - surgery section Fourth professional courses- unit I, II, IV, V, VI	
E-modules prepared	-			No. of Projects			
Research Guidance	M.V.Sc	Ph.d	Others	Completed	Ongoing		
Chairman	-	-	-	1- TANUVAS Subproject		-	

Name & designation of faculty		Highest Qualification	Related work experience in field (in years)		Membership in professional bodies, certified courses, fellowship, diplomates in specialized boards (details)		Honours and awards received	
Dr. N. Krishnaveni Assistant Professor		M.V.Sc.,	Teaching	1.5 years	Indian society for Veterinary Surgery Indian Society for Advancement of canine practice Association for Meat scientists and Technology Tamilnadu State Veterinary council Tamil Agri Society		-NIL-	
			Research	-				
			Extension	-				
Continuous documented excellence in teaching				Other demonstrated competencies (publications, projects handled)			Details of courses handled	
Achievements - effective teaching and learning outcomes (write salient achievement only as bullet points)		NIL		No. of Publications (PEER REVIEWED)	4	VSR - Veterinary Orthopaedics and Lameness (1+1) Veterinary Surgery And Radiology (2+1) - IV Professional year 2017-18 batch Veterinary Surgery And Radiology (2+1) - IV Professional year 2018-19 batch VCP - Veterinary Clinical Practices - II for 2017-18 batch and 2018-19 batch		
E-modules prepared	NIL		No. of Projects					
Research Guidance	M.V.Sc	Ph.d	Others	Completed				Ongoing
Chairman	-	-	-	-				-
Member	-	-	-					

16. Livestock Farm Complex

Name & designation of faculty	Highest Qualification	Related work experience in field (in years)		Membership in professional bodies, certified courses, fellowship, diplomates in specialized boards (details)	Honours and awards received	
Dr. S.C. Edwin, Professor and Head	PhD	Teaching	26	1) Life member in State Veterinary Council (No. 1551) 2) Life member in Indian Poultry Science Association 3) Life member in Veterinary Council of India	➤ Dr. Swaminatha Ayyar Memorial Prize for best performance in Veterinary faculty (B.V.Sc.) during January 1992. ➤ M/s. Venkateswara Hatcheries Medal for best performance in M.V.Sc. Poultry Science during October 1994.	
		Research	26			
		Extension	26			
Continuous documented excellence in teaching			Other demonstrated competencies (publications, projects handled)		Details of courses handled	
Achievements - effective teaching and learning outcomes (write salient achievement only as bullet points)				No. of Publications (PEER REVIEWED)	72 Nos	➤ PSC 311- Poultry Management ➤ PSC 321- Poultry Breeding, Feeding and Management ➤ LPM 322- Avian Breeding, Feeding and Management ➤ LFP - Livestock Farm Practices ➤ PSC 602 - Poultry Nutrition ➤ PSC 605 - Commercial Broiler Production ➤ PSC 606 - Breeder flock and hatchery management ➤ PSC 611 - Poultry Industry in India ➤ PSC 603 - Commercial layer production ➤ PSC 609 - Management of poultry other than chicken ➤ LPM 608 - Poultry farm and hatchery management ➤ PSC 802 - Recent concepts in Poultry Nutrition ➤ PSC 804 - Developments in Poultry Production Technology ➤ PSC 801 - Advanced Poultry Nutrition ➤ LPM 805 - Advances in Poultry Production Management ➤ LPM - 1 st Prof. Year - Poultry Section
E-modules prepared			No. of Projects			
Research Guidance	M.V.Sc	Ph.d	Others	Completed	Ongoing	
Chairman	6	4		7	3	
Member	11	6				

Name & designation of faculty			Highes t Qualifi cation	Related work experience in field (in years)		Membership in professional bodies, certified courses, fellowship, diplomates in specialized boards (details)		Honours and awards received		
M. MURUGAN Professor			PhD	Teaching	7	Member in Indian Poultry Science Association		Nil		
				Research	7					
				Extension	6					
	Continuous documented excellence in teaching				Other demonstrated competencies (publications, projects handled)				Details of courses handled	
Achievements - effective teaching and learning outcomes (write salient achievement only as bullet points)			Nil			No. of Publications (PEER REVIEWED)		15		1. UG course on Poultry breeding, feeding and management 2. UG course on Diversified Poultry Production 3. UG course on Livestock Farm Practices
E-modules prepared		Nil			No. of Projects					
Research Guidance		M.V.Sc	Ph.d	Others	Completed		Ongoing			
Chairman		-	-	-	2		-			
Member		-	-	-						

Name & designation of faculty		Highest Qualification	Related work experience in field (in years)		Membership in professional bodies, certified courses, fellowship, diplomates in specialized boards (details)		Honours and awards received
Dr. G.M. Sivakumar Associate Professor		Ph.D.,	Teaching	8	Membership -5 1.Indian Veterinary council 2.Poultry science association 3.Indian science congress 4.Association of meat scientist and technologists 5.Agricultural scientific tamil society Diplomates in specialised boards 1.Member in Tamilnadu Co-operative Milk federation(AAVIN),Tirunelveli		1.Best poster presentation award Agricultural scientific tamil society
			Research	4			
			Extension	5			
Continuous documented excellence in teaching				Other demonstrated competencies (publications, projects handled)			Details of courses handled
Achievements - effective teaching and learning outcomes (write salient achievement only as bullet points)		<ul style="list-style-type: none">In LFP course students were trained in the practical aspects of the farm management particularly in Goat and SheepIn LPT course student were involved in the hands on training on various milk products preparation		No. of Publications (PEER REVIEWED)	12		1. LFP -Livestock farm Practices(0+2) 2. LPT-Milk and Milk products technology(2+1)
E-modules prepared				No. of Projects			
Research Guidance	M.V.Sc	Ph.d	Others	Completed		Ongoing	
Chairman				2			
Member							

Name & designation of faculty	Highest Qualification	Related work experience in field (in years)		Membership in professional bodies, certified courses, fellowship, diplomates in specialized boards (details)		Honours and awards received
Dr. P. Kanagaraju	Ph.D (Poultry Science)	Teaching	9 Years	Membership in professional bodies- 09 1. Life membership in Indian poultry Science Association CARI, Izatnagar 2. Member in Tamil Nadu Veterinary council 3. Member in World Poultry Science Association 4. Life member in The Indian Veterinary Association 5. Life member in Agricultural Tamil Society (SciTSA), New Delhi 6. Life member in Soceity for conservation of domestic Animal Biodiversity, ICAR, 129, Karnal 132 001, Haryana 7. Life member in Animal Nutrition Association, India 8. Tamil society for Veterinary Sciences 9. Member in Indian Veterinary Association Fellowship - ICAR Junior Research Fellowship ICAR Senior Research Fellowship		Awards 12 • SKM Gold medal for best Ph.D thesis in avian science • Certificate of Appreciation awarded by World Poultry Science Association, Bangladesh during 2019 • Appreciation certificate for scientist involved in the development of Nandanam • Best tamil book • Entitled “Nattukozhi valarppu” • Best M.V.Sc thesis (Poultry Science) was conferred to the M.V.Sc student S.Ravichandran award in IPSACON 2018 XXXV Annual Conference of Indian Poultry Science Association • Oral and poster presentation conference awards -06
		Research	6.5 Years			
		Extension	2 Years			
Continuous documented excellence in teaching				Other demonstrated competencies (publications, projects handled)		Details of courses handled
Achievements - effective teaching and learning outcomes (write salient achievements)	• Out of ICAR Experiential Learning on broiler rearing in semi environmentally controlled house programme developed two student entrepreneurs			No. of Publications (PEER REVIEWED)	35 Numbers of Research Articles (National and International journals)	• UG Courses -10 • PG Courses - 07 • Ph,D Courses - 02
E-modules prepared	-Nil-			No. of Projects		
Research Guidance	M.V.Sc	Ph.d	Others	Completed	Ongoing	
Chairman	1	--	--	06	--	
Member	1	--	--			

Name & designation of faculty		Highest Qualification	Related work experience in field (in years)		Membership in professional bodies, certified courses, fellowship, diplomates in specialized boards (details)		Honours and awards received
Dr.K. Nalini, Assistant Professor		Ph.D (Agronomy)	Teaching	9.5 years	Memberships 1. Life member in Indian society of weed science (Life) 2. Life member in Valaram Vellanmai (Life) 3. Life member in Agricultural Scientific Tamil Society (Life) 4. Farming System Research and Development Association (Life)		
			Research	9.5 years			
			Extension	9.5 years			
Continuous documented excellence in teaching				Other demonstrated competencies (publications, projects handled)			Details of courses handled
Achievements - effective teaching and learning outcomes (write salient achievement only as bullet points)		-		No. of Publications (PEER REVIEWED)		15 Nos.	UG Course on 1. Fodder Production and Conservation 2. Livestock Farm Practices
E-modules prepared				No. of Projects			
Research Guidance	M.V.Sc	Ph.d	Others	Completed		Ongoing	
Chairman	-	-	-	1 No		2 Nos.	
Member	-	-	-				

Name & designation of faculty	Highest Qualification	Related work experience in field (in years)		Membership in professional bodies, certified courses, fellowship, diplomates in specialized boards (details)	Honours and awards received
R. Selvam Assistant Professor	M.V.Sc, Ph.D.,	Teaching	10	❖ PG diploma in Computer Applications 1. Life Member of Tamil Nadu State Veterinary Council (Reg.No. 2769). (Proof Page. No:29) 2. Life member of Indian Society of Animal Genetics and Breeding. (Proof Page. No: 30) 3. Life member of Indian Society of Sheep and Goat production & Utilisation. (Proof Page. No: 31) 4. Life member of Society for Conservation of Domestic Animal Biodiversity. (Proof Page. No: 32)	1. Best Presentation award in International Virtual Conference on “Promising Genetic and Genomic Technologies Promising Genetic And Genomic Technologies During 27th -28 January 2021. TANUVAS - 2021
		Research	2		2. Best Presentation award in Livestock Production Management session at International Conference on “Role of Veterinary Science in Farmer’s Livelihood” at MVC, Chennai on 22-23, Feb-2019, Kalnadai Ariviyal Tamil Iyakkam, Tamil Nadu-2019
		Extension	2		3. Best Presentation award at International Conference on “Current Scenario and Future Strategies of Disease Control for Augmenting Livestock and Poultry Productivity under

					Changing Climatic Conditions at VCRI, Namakkal on 20-22, Nov-2019, TANUVAS-2019	
Continuous documented excellence in teaching				Other demonstrated competencies (publications, projects handled)		Details of courses handled
Achievements - effective teaching and learning outcomes (write salient achievement only as bullet points)				No. of Publications (PEER REVIEWED)	International: 10 National: 8	1. AGB 111 - Biostatistics and Computer Applications 2. AGB 121 - Principles of Animal Genetics and Population Genetics 3. AGB 211 - Livestock and Poultry Breeding 4. AGB Unit I, II (As per MSVE 2016) 5. Livestock Farm Practices 6. AHS 601 Applied statistics
E-modules prepared				No. of Projects		
Research Guidance	M.V.Sc	Ph.d	Others	Completed	Ongoing	
Chairman	-	-	-	01	-	
Member	-	-	-			

Name & designation of faculty		Highest Qualification	Related work experience in field (in years)		Membership in professional bodies, certified courses, fellowship, diplomates in specialized boards (details)		Honours and awards received
Dr. S. Ganesh Kumar, Assistant Professor		M.V.Sc (LPM)	Teaching	10 years	Memberships 5. Life member in Agricultural Scientific Tamil Society (Life) 6. Life member in Association of Meat scientists and Technologists (Life)		
			Research	10 years			
			Extension	10 years			
Continuous documented excellence in teaching				Other demonstrated competencies (publications, projects handled)			Details of courses handled
Achievements - effective teaching and learning outcomes (write salient achievement only as bullet points)		-		No. of Publications (PEER REVIEWED)	6 Nos.		UG Course on 1. LPM 111 (General Principles and Ruminants) 2. LPM Unit - 4 -Zoo animals production Management 3. LPM unit - 5 -Animal welfare 4. Livestock Farm Practice 5. VPP 322 - Aquatic animal diseases, healthcare and management
E-modules prepared				No. of Projects			
Research Guidance	M.V.Sc	Ph.d	Others	Completed		Ongoing	
Chairman	-	-	-	2 Nos		1 No.	
Member	-	-	-				

17. Veterinary Clinical Complex

Name & designation of faculty		Highest Qualification	Related work experience in field (in years)		Membership in professional bodies, certified courses, fellowship, diplomates in specialized boards (details)		Honours and awards received
Dr.M.Balagangatharathilagar		Ph.D.,	Teaching	17	<ul style="list-style-type: none">Indian Society for Veterinary MedicineTamil Nadu State Veterinary CouncilAssociation of Veterinary Dermatology, IndiaIndian Association of Veterinary Cardiology		
			Research	17			
			Extension	4			
Continuous documented excellence in teaching				Other demonstrated competencies (publications, projects handled)			Details of courses handled
Achievements - effective teaching and learning outcomes (write salient achievement only as bullet points)		3 MVSc Students received best thesis award in the discipline of Veterinary Medicine		No. of Publications (PEER REVIEWED)	53		Under graduate Courses
E-modules prepared				No. of Projects			VMD 411
Research Guidance	M.V.Sc	Ph.d	Others	Completed		Ongoing	VMD 412
Chairman	5	1		1		Nil	VMD 421
Member	7	4					VMD 422
							VMD 423
							VMD 511
							VMD (IV professional year)
							PG and PhD Courses of Veterinary Clinical Medicine

Name & designation of faculty	Highest Qualification	Related work experience in field (in years)		Membership in professional bodies, certified courses, fellowship, diplomates in specialized boards (details)	Honours and awards received
Dr. Chhavi Gupta Assistant Professor	M.V.Sc.	Teaching	9yrs	<ul style="list-style-type: none">Veterinary council of IndiaIndian Society of Advances in Small Animal PracticesIndian Society for Study of Animal Reproduction (ISSAR)Life Member - Indian Society for Veterinary MedicineLife member- Indian Society for sheep and Goat Production and UtilisationTamil Nadu Veterinary Council	<ul style="list-style-type: none">ICAR-Junior Research Fellowship in Veterinary Gynaecology and Obstetrics 2008.Best clinician award (2008) by CVASc, GBPUA&T.Vice Chancellors Bronze Medal, 2009, for Under graduation in BVSc and A.H. Degree programme 2003-2008.Third prize for presenting the clinical case. 2019. TANUVAS 1st Intra University Students Clinical Case Conference.Best Paper Award. 2015. TANUVAS & Agricultural Scientific Tamil Society Jointly organizing “First National Conference”.2nd Prize in Oral Presentation, ISSAR, 20212nd Prize in Poster Presentation, ISSAR, 20213rd Prize in Poster Presentation, ISSAR, 2021
		Research	9yrs		
		Extension	9yrs		
Continuous documented excellence in teaching				Other demonstrated competencies (publications, projects handled)	Details of courses handled

Achievements - effective teaching and learning outcomes (write salient achievement only as bullet points)		<ul style="list-style-type: none">• Nine Year in teaching of VCP, VGO courses• Three Years handling of Study circles• Four Years handling of Tracking Programmes• Guided four students for Intra University Student Clinical Case Presentation, TANUVAS -2018-19• Guided four students for National Clinical Case Presentation- 2018-19• Guided four students for National Clinical Case Presentation- 2017-18• Guided twelve students for Intra University Student Clinical Case Presentation, TANUVAS -2021-22• Guided two students for National Level Online research paper presentation competition 2020• Guided two students for online paper presentation organised by IVA-2020• Guided two students for Assam Online Clinical Cases Presentation- 2020• Guided seven students for poster and oral presentation, ISSAR, 2021			No. of Publications (PEER REVIEWED)		52	VCP 411 2012-13 batch (0+5) VGO 411 2012-13 batch(2+1) VCP 421 2013-14 batch(0+5) VCP 511 2013-14 batch(0+5) VCP 411 2014-15 batch(0+5) VCP 421 2014-15 batch(0+5) VCP 511 2014-15 batch(0+5) VCP 411 2015-16 batch(0+5) VCP 421 2015-16 batch(0+5) VCP 511 2015-16 batch(0+5) VCP 411 2016-17 batch(0+5) VCP 421 2016-17 batch(0+5) VCP 511 2016-17 batch(0+5) VCP 311 2017-18 Batch(0+1) VCP 2017-18 Batch(0+6) VCP 311 2018-19 Batch(0+1) VCP 2018-19 Batch(0+6) VCP 311 2019-20 Batch(0+1) VGO 4112018-19 Batch(6+3)
E-modules prepared				No. of Projects				
Research Guidance	M.V.Sc	Ph.d	Others	Completed	Ongoing			
Chairman				4	-			
Member								

Name & designation of faculty		Highest Qualification	Related work experience in field (in years)		Membership in professional bodies, certified courses, fellowship, diplomates in specialized boards (details)		Honours and awards received
Dr. D. Vishnugurubaran		M.V.Sc	Teaching	7	<ul style="list-style-type: none">Indian Society for Veterinary SurgeryTamil Nadu State Veterinary CouncilTamil Scientific Agriculture Society		<ul style="list-style-type: none">KJ Hospital award for Best Out-going student in MVSc SurgeryBest Clinical Case conference award in International symposium organised by Intas- Mars International in 2010Appreciation award for best paper presentation award in wild animal session of 35 th Annual congress and National Symposium of ISVS 2018
			Research	7			
			Extension	-			
Continuous documented excellence in teaching					Other demonstrated competencies (publications, projects handled)		Details of courses handled
Achievements - effective teaching and learning outcomes (write salient achievement only as bullet points)		Best clinical case presentation award was given to 5 students under guidance			No. of Publications (PEER REVIEWED)	12	VSR 411 - General Veterinary Surgery, Anaesthesiology & Radiology (2+2) VSR 422: Regional Veterinary Surgery (2+1) VSR 511: Orthopeadics and Lameness (1+1) VSR - IV Professional Year (2+1) VMD 512 - Pet animal medicine (1+1)VMD 513 - Wild Animal Medicine (1+1)
E-modules prepared	Nil				No. of Projects		
Research Guidance	M.V.Sc	Ph.d	Others		Completed	Ongoing	
Chairman	-	-	-		1		
Member	-	-	-				